

Neon Specifications

UN-BJ-DC24-2835-120-14.4-9xx-2020-Z-IP65



Product Features:



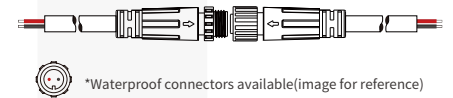
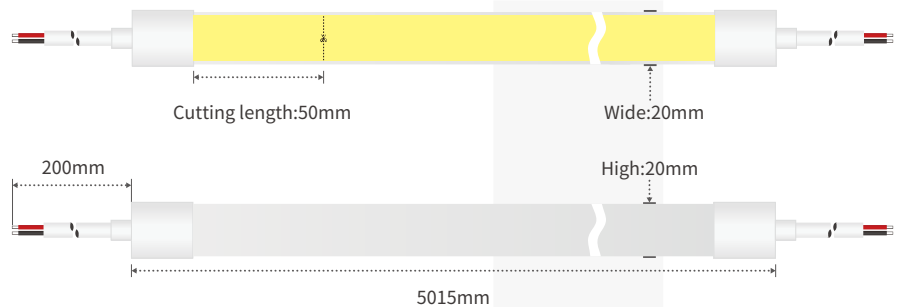
- One bin for luminous uniformity, soft, no light spot;
- Great performance under the operating temperature -20 °C ~ +45 °C .
- Flame & saltwater resistant, IP65, widely used for indoor and outdoor wash light and design.

Parameter Details :

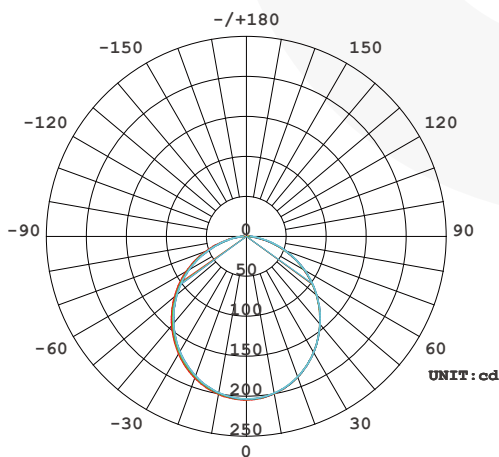
Bending Direction: Top bend
 Color: Static color-White
 Control mode: Switch/Dimming
 Led Type: 2835
 Led/M: 120
 Power per meter: 14.4W
 Working temperature: -20°C-45°C
 Voltage: DC24V

Lumens output:

- 2700K 805lm/M
- 3000K 844lm/M
- 4000K 860lm/M
- 6000K 859lm/M



Light Distribution:



AVERAGE BEAM ANGLE(50%) : 108.5 DEG

Flux out: 391.2 lm

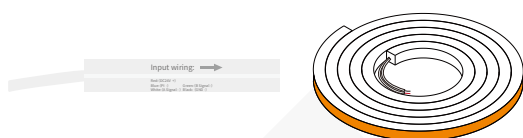
Height	Eavg, Emax	Angle: 107.95deg	Diameter
1m	65.73, 204.51lx		275.02cm
2m	16.43, 51.111lx		550.05cm
3m	7.303, 22.721lx		825.07cm
4m	4.108, 12.781lx		1100.10cm
5m	2.629, 8.1781lx		1375.12cm
6m	1.826, 5.6791lx		1650.15cm
7m	1.341, 4.1721lx		1925.17cm
8m	1.027, 3.1951lx		2200.19cm
9m	0.8115, 2.5241lx		2475.22cm
10m	0.6573, 2.0451lx		2750.24cm

Note: The Curves indicate the illuminated area and the average illumination when the luminaire is at different distance.

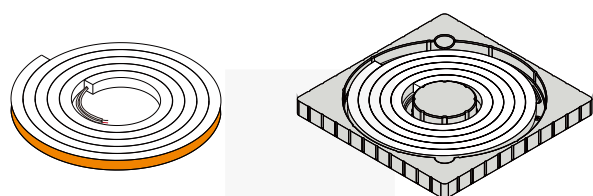
Packaging Details:

· standard packaging

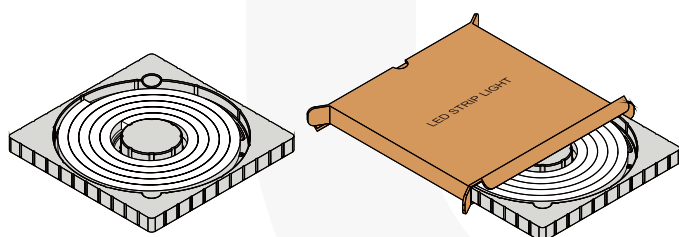
1. Technical details marked on the side of strip packed in circles.




2. Pack the circled strip with blister.



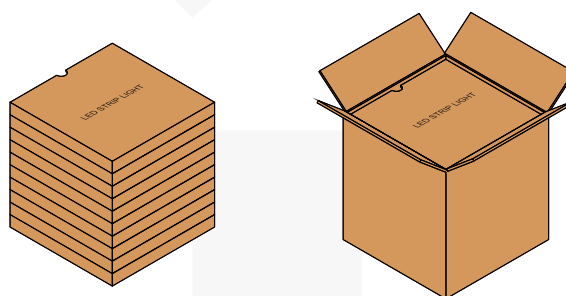
3. Put strip with blister into inner box.



4. Stick the label at the bottom of inner box.



5. Put Ten boxes into outer carton.



6. Put the packing list on outer carton.



Model	Product size	Product Quantity/box	Product Quantity/case	Product net weight (kg)	Net weight per box (kg)	Gross weight (kg)	Carton size
UN-BJ-DC24-2835-120-14.4-9xx-2020-Z-IP65	L5000*20*20mm	5M*1	25M	1.80	2.31	12.83	470*250*585MM

Precautions:

· Please use an isolated power supply to drive the LED light bar, and the ripple of the constant voltage source is less than 5%. Do not use resistance-capacitance step-down, non-isolated power supplies to drive the LED light bar.

· In actual applications, the power supply should reserve 20% of the margin (it is recommended to use only 80% of the power) to ensure sufficient voltage to drive the product.

· Please operate carefully, do not touch the AC power terminal when the power is on to prevent electric shock.

· Pay attention to the positive and negative poles of the power cord, and do not connect it wrongly. Whether the voltage of the power supply and the product are the same, so as to avoid damage to the product.

· During the installation process, please avoid scratching, twisting and irregular bending of the product, otherwise it may cause irreparable damage to the product.

· In order to ensure the life and reliability of the light strip, please do not bend it in an arc with a radius of less than 60mm. A too small bending radius will damage the product itself.

· If the actual application length exceeds the specified use length, it will cause the lamp belt to overload and heat, and the brightness is uneven.

· In order to prevent your eyes from being hurt, try to avoid staring at the light-emitting surface of the light bar for a long time.

· Non-professionals are prohibited from installing, disassembling and repairing the product.

· It is strictly forbidden to use any acidic or alkaline adhesives to fix products (including but not limited to glass glue, etc.).

· IP67 protection products are not suitable for swimming pool underwater.

· Products of different sizes and specifications under the same color temperature value due to structural differences, the final color of the product is slightly deviated, and it must be confirmed before use.

· When the IP67 protection product is installed and applied, the waterproof level needs to be downgraded after self-processing and cutting.

· Please use professional cutting tools when cutting.

· Engineering packaging neon light belt (20~50m), please use pay-off rack during construction to avoid damage to the product caused by pulling force.

· Attention, there are 2 soldering parts per reel (5m/reel) at most when mass production.



No stretching



No distortion



No trampling