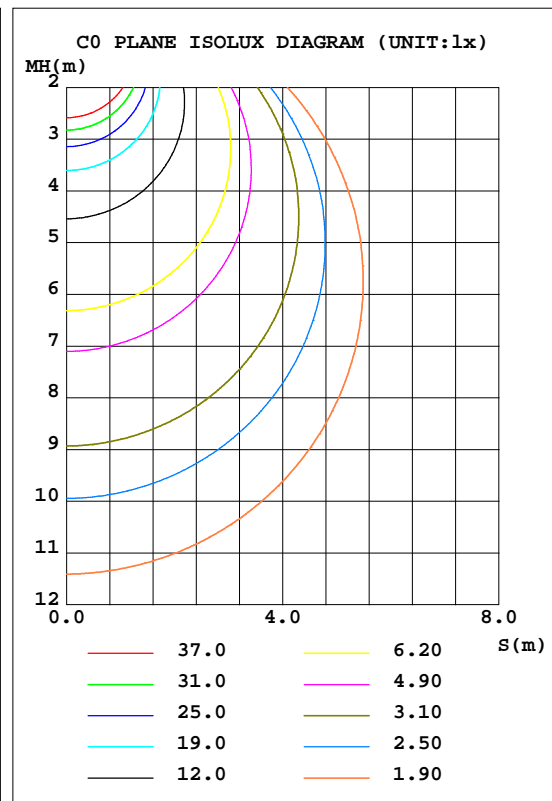
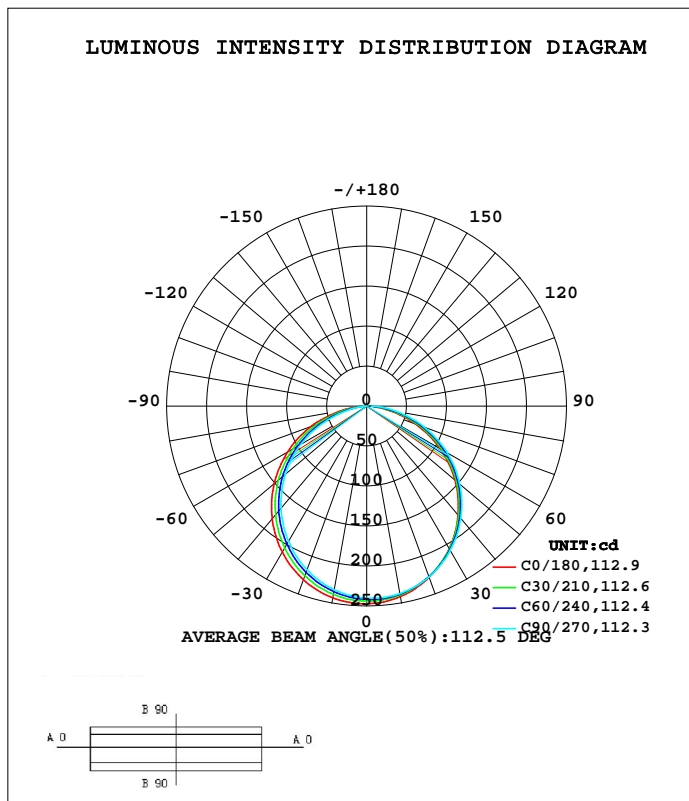


LUMINAIRE PHOTOMETRIC TEST REPORT

Test:U:24.270V I:0.7886A P:19.139W PF:1.0000 Freq:50.00Hz Lamp Flux:689.193x1 lm		
NAME: UN-BJ-DMX-DC24-2835-120D10S-18-940-1616-Z-IP66E:		WEIGHT:
SPEC.:	DIM.:	SERIAL No.:
MFR.:	SUR.:1000*16mm	

DATA OF LAMP		PHOTOMETRIC DATA Eff: 36.01 lm/W			
MODEL		I _{max} (cd)	247.3	S/MH(C0/180)	1.27
NOMINAL POWER(W)		LOR(%)	100.0	S/MH(C90/270)	1.22
RATED VOLTAGE(V)	--	TOTAL FLUX(lm)	689.19	η UP, DN(C0-180)	0.0,52.5
NOMINAL FLUX(lm)	689.193	CIE CLASS	DIRECT	η UP, DN(C180-360)	0.0,47.5
LAMPS INSIDE	1	η up(%)	0.0	CIBSE SHR NOM	1.25
TEST VOLTAGE(V)	--	η down(%)	100.0	CIBSE SHR MAX	1.35



C Range: 0 - 360DEG
 C Interval: 15.0DEG
 Test Speed: HIGH
 Temperature:25.3DEG
 Operators:XIAOMI
 Test Date:2023-04-24

γ Range: 0 - 90DEG
 γ Interval: 1.0DEG
 Test System:EVERFINE GO-3000H_V1 SYSTEM V2.00.411
 Humidity:65.0%
 Test Distance:9.000m [K=1.0000]
 Remarks:

ZONAL FLUX DIAGRAM

ZONAL FLUX DIAGRAM:

γ	C0	C45	C90	C135	C180	C225	C270	C315	γ	Φ zone	Φ total	%lum,lamp
10	242.0	239.5	238.1	236.4	243.5	237.1	233.2	231.4	0- 10	22.81	22.81	3.31,3.31
20	228.1	227.5	227.5	226.2	231.2	223.1	218.1	216.3	10- 20	65.28	88.09	12.8,12.8
30	206.2	207.6	208.8	208.2	211.0	201.5	195.5	193.9	20- 30	98.84	186.9	27.1,27.1
40	177.8	180.9	183.2	183.2	183.9	173.4	166.7	165.3	30- 40	119.1	306.1	44.4,44.4
50	144.2	148.6	151.9	152.5	151.0	139.9	132.8	131.7	40- 50	123.7	429.8	62.4,62.4
60	105.6	111.7	115.9	116.9	113.8	102.0	94.49	94.06	50- 60	112.1	541.9	78.6,78.6
70	64.22	71.24	76.47	77.78	73.64	61.16	52.49	53.75	60- 70	85.59	627.5	91,91
80	23.66	30.16	36.26	37.51	31.06	21.60	15.71	16.28	70- 80	48.25	675.7	98,98
90	0.6417	2.675	5.635	6.868	4.969	2.568	0.8045	0.8508	80- 90	13.48	689.2	100,100
100									90-100			
110									100-110			
120									110-120			
130									120-130			
140									130-140			
150									140-150			
160									150-160			
170									160-170			
180									170-180			
DEG	LUMINOUS INTENSITY:cd									UNIT:lm		

Conical surface Flux(90deg): 368.39 lm

%lum = 53.5%
%lamp = 53.5%

Conical surface Flux(120deg): 541.87 lm

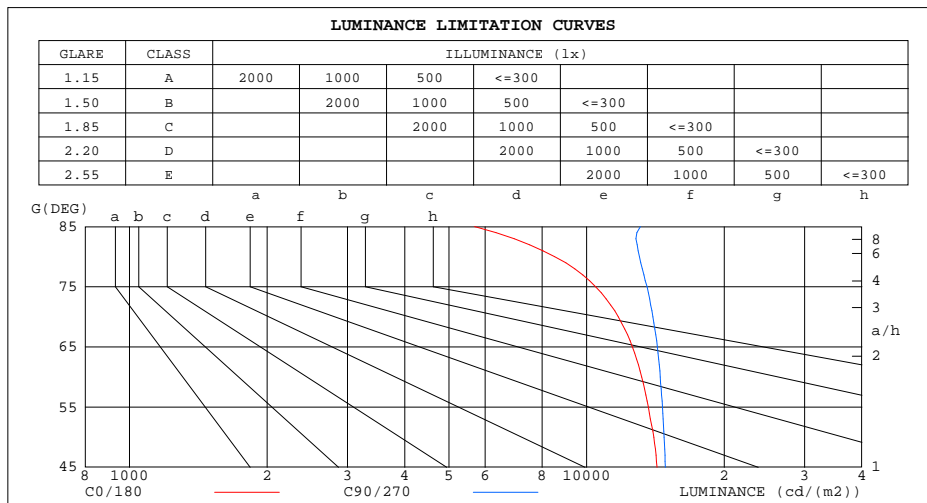
%lum = 78.6%
%lamp = 78.6%

C Range: 0 - 360DEG
C Interval: 15.0DEG
Test Speed: HIGH
Temperature:25.3DEG
Operators:XIAOMI
Test Date:2023-04-24

γ Range: 0 - 90DEG
 γ Interval: 1.0DEG
Test System:EVERFINE GO-3000H_V1 SYSTEM V2.00.411
Humidity:65.0%
Test Distance:9.000m [K=1.0000]
Remarks:

LUMINANCE LIMITATION CURVES

Test:U:24.270V I:0.7886A P:19.139W PF:1.0000 Freq:50.00Hz Lamp Flux:689.193x1 lm		
NAME: UN-BJ-DMX-DC24-2835-120D10S-18-940-1616-Z-IP65E:	WEIGHT:	
SPEC.:	DIM.:	SERIAL No.:
MFR.:	SUR.:1000*16mm	



LUMINANCE cd/(m2)		
G(DEG)	C0/180	C90/270
85	5686	13125
80	8516	13051
75	10471	13557
70	11736	13974
65	12604	14282
60	13200	14493
55	13650	14650
50	14026	14771
45	14273	14871

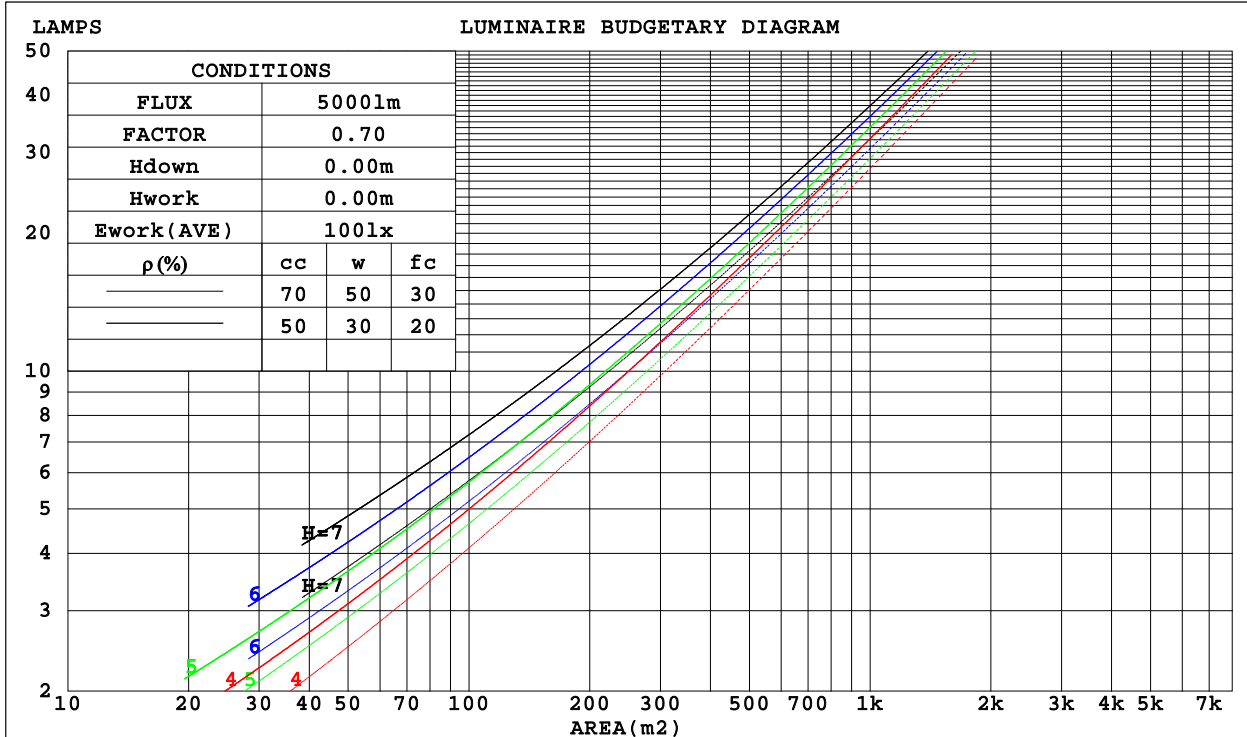
C Range: 0 - 360DEG
 C Interval: 15.0DEG
 Test Speed: HIGH
 Temperature:25.3DEG
 Operators:XIAOMI
 Test Date:2023-04-24

γ Range: 0 - 90DEG
 γ Interval: 1.0DEG
 Test System:EVERFINE GO-3000H_V1 SYSTEM V2.00.411
 Humidity:65.0%
 Test Distance:9.000m [K=1.0000]
 Remarks:

CU AND LUMINAIRE BUDGETARY ESTIMATE DIAGRAM

Test:U:24.270V I:0.7886A P:19.139W PF:1.0000 Freq:50.00Hz Lamp Flux:689.193x1 lm		
NAME: UN-BJ-DMX-DC24-2835-120D10S-18-940-1616-Z-IP65E:		WEIGHT:
SPEC.:	DIM.:	SERIAL No.:
MFR.:	SUR.:1000*16mm	

ρ_{cc}	80%			70%			50%			30%			10%			0
ρ_w	50%	30%	10%	50%	30%	10%	50%	30%	10%	50%	30%	10%	50%	30%	10%	0
ρ_{fc}	20%			20%			20%			20%			20%			0
RCR	RCR:Room Cavity Ratio						Coefficients of Utilization(CU)									
0.0	1.19	1.19	1.19	1.16	1.16	1.16	1.11	1.11	1.11	1.06	1.06	1.06	1.02	1.02	1.02	.00
1.0	1.04	.99	.96	1.02	.98	.94	.97	.94	.91	.93	.91	.88	.90	.88	.86	.84
2.0	.90	.83	.78	.88	.82	.77	.85	.80	.75	.82	.77	.73	.79	.75	.72	.69
3.0	.79	.71	.64	.78	.70	.64	.75	.68	.63	.72	.66	.62	.69	.65	.61	.58
4.0	.70	.61	.55	.69	.61	.54	.66	.59	.53	.64	.58	.53	.62	.56	.52	.50
5.0	.63	.54	.47	.62	.53	.47	.59	.52	.46	.57	.51	.46	.56	.50	.45	.43
6.0	.56	.47	.41	.55	.47	.41	.54	.46	.40	.52	.45	.40	.50	.44	.40	.38
7.0	.51	.42	.36	.50	.42	.36	.49	.41	.36	.47	.40	.35	.46	.40	.35	.33
8.0	.47	.38	.32	.46	.38	.32	.45	.37	.32	.43	.37	.32	.42	.36	.31	.29
9.0	.43	.34	.29	.42	.34	.29	.41	.34	.29	.40	.33	.29	.39	.33	.28	.27
10.0	.39	.31	.26	.39	.31	.26	.38	.31	.26	.37	.30	.26	.36	.30	.26	.24



C Range: 0 - 360DEG
 C Interval: 15.0DEG
 Test Speed: HIGH
 Temperature:25.3DEG
 Operators:XIAOMI
 Test Date:2023-04-24

γ Range: 0 - 90DEG
 γ Interval: 1.0DEG
 Test System:EVERFINE GO-3000H_V1 SYSTEM V2.00.411
 Humidity:65.0%
 Test Distance:9.000m [K=1.0000]
 Remarks:

WEC AND CCEC

Test:U:24.270V I:0.7886A P:19.139W PF:1.0000 Freq:50.00Hz Lamp Flux:689.193x1 lm		
NAME: UN-BJ-DMX-DC24-2835-120D10S-18-940-1616-Z-IP65	WEIGHT:	
SPEC.:	DIM.:	SERIAL No.:
MFR.:	SUR.:1000*16mm	

ρcc	80%			70%			50%			30%			10%			0
ρw	50%	30%	10%	50%	30%	10%	50%	30%	10%	50%	30%	10%	50%	30%	10%	0
ρfc	20%			20%			20%			20%			20%			0
RCR	RCR:Room Cavity Ratio						Wall Exitance Coefficients(WEC)									
0.0																
1.0	.311	.177	.056	.304	.173	.055	.291	.167	.053	.278	.161	.052	.267	.155	.050	
2.0	.292	.160	.049	.286	.158	.049	.275	.153	.047	.264	.148	.046	.254	.144	.045	
3.0	.271	.144	.043	.265	.142	.043	.255	.138	.042	.245	.134	.041	.236	.131	.040	
4.0	.250	.130	.038	.245	.128	.038	.236	.125	.037	.227	.122	.037	.219	.119	.036	
5.0	.231	.118	.034	.226	.116	.034	.218	.114	.033	.211	.111	.033	.204	.109	.033	
6.0	.214	.107	.031	.210	.106	.031	.203	.104	.030	.196	.102	.030	.190	.100	.030	
7.0	.199	.098	.028	.196	.098	.028	.189	.096	.028	.183	.094	.027	.177	.092	.027	
8.0	.186	.091	.026	.183	.090	.025	.177	.088	.025	.172	.087	.025	.167	.085	.025	
9.0	.174	.084	.024	.172	.084	.023	.166	.082	.023	.161	.081	.023	.157	.080	.023	
10.0	.164	.079	.022	.161	.078	.022	.157	.077	.022	.152	.076	.021	.148	.074	.021	

ρcc	80%			70%			50%			30%			10%			0
ρw	50%	30%	10%	50%	30%	10%	50%	30%	10%	50%	30%	10%	50%	30%	10%	0
ρfc	20%			20%			20%			20%			20%			0
RCR	RCR:Room Cavity Ratio						Ceiling Cavity Exitance Coefficients(CCEC)									
0.0	.190	.190	.190	.163	.163	.163	.111	.111	.111	.064	.064	.064	.020	.020	.020	
1.0	.180	.156	.134	.154	.134	.116	.106	.092	.080	.061	.053	.046	.019	.017	.015	
2.0	.172	.132	.098	.148	.114	.085	.101	.079	.059	.058	.046	.035	.019	.015	.011	
3.0	.165	.114	.074	.141	.099	.064	.097	.069	.045	.056	.040	.027	.018	.013	.009	
4.0	.157	.101	.058	.135	.087	.051	.093	.061	.036	.054	.036	.021	.017	.012	.007	
5.0	.150	.091	.047	.128	.078	.041	.088	.055	.029	.051	.032	.017	.017	.010	.006	
6.0	.142	.082	.039	.122	.071	.034	.084	.050	.024	.049	.029	.014	.016	.010	.005	
7.0	.136	.075	.033	.117	.065	.029	.081	.046	.020	.047	.027	.012	.015	.009	.004	
8.0	.129	.070	.029	.111	.060	.025	.077	.042	.018	.045	.025	.011	.014	.008	.003	
9.0	.123	.065	.025	.106	.056	.022	.073	.039	.016	.043	.023	.009	.014	.008	.003	
10.0	.117	.060	.022	.101	.052	.020	.070	.037	.014	.041	.022	.008	.013	.007	.003	

C Range: 0 - 360DEG
 C Interval: 15.0DEG
 Test Speed: HIGH
 Temperature:25.3DEG
 Operators:XIAOMI
 Test Date:2023-04-24

γ Range: 0 - 90DEG
 γ Interval: 1.0DEG
 Test System:EVERFINE GO-3000H_V1 SYSTEM V2.00.411
 Humidity:65.0%
 Test Distance:9.000m [K=1.0000]
 Remarks:

UGR(Unified Glare Rating) Table

Test:U:24.270V I:0.7886A P:19.139W PF:1.0000 Freq:50.00Hz Lamp Flux:689.193x1 lm										
NAME: UN-BJ-DMX-DC24-2835-120D10S-18-940-1616-Z-IP55E:					WEIGHT:					
SPEC.:					DIM.:			SERIAL No.:		
MFR.:					SUR.:1000*16mm					
ceiling/cavity	0.7	0.7	0.5	0.5	0.3	0.7	0.7	0.5	0.5	0.3
walls	0.5	0.3	0.5	0.3	0.3	0.5	0.3	0.5	0.3	0.3
working plane	0.2	0.2	0.2	0.2	0.2	0.2	0.2	0.2	0.2	0.2
Room dimensions	Viewed crosswise					Viewed endwise				
x = 2H y = 2H	22.1	23.6	22.4	23.8	24.0	22.4	23.9	22.7	24.1	24.3
3H	23.6	25.0	23.9	25.2	25.4	24.1	25.5	24.4	25.7	26.0
4H	24.1	25.4	24.4	25.7	26.0	24.8	26.2	25.1	26.4	26.7
6H	24.4	25.7	24.8	26.0	26.3	25.4	26.6	25.7	26.9	27.2
8H	24.5	25.7	24.9	26.0	26.3	25.6	26.8	25.9	27.1	27.4
12H	24.5	25.7	24.9	26.0	26.3	25.7	26.9	26.1	27.2	27.5
4H 2H	22.8	24.1	23.1	24.3	24.6	23.0	24.4	23.3	24.6	24.9
3H	24.4	25.6	24.8	25.9	26.2	24.9	26.1	25.2	26.4	26.7
4H	25.1	26.2	25.5	26.5	26.8	25.7	26.8	26.1	27.1	27.4
6H	25.5	26.5	25.9	26.8	27.2	26.4	27.4	26.8	27.7	28.1
8H	25.7	26.6	26.1	26.9	27.3	26.7	27.6	27.1	27.9	28.3
12H	25.7	26.5	26.1	26.9	27.3	26.9	27.7	27.3	28.1	28.5
8H 4H	25.4	26.3	25.8	26.7	27.0	26.0	26.9	26.4	27.2	27.6
6H	26.0	26.7	26.5	27.2	27.6	26.8	27.5	27.2	28.0	28.4
8H	26.2	26.9	26.7	27.3	27.7	27.2	27.8	27.6	28.2	28.7
12H	26.3	26.9	26.8	27.3	27.8	27.5	28.0	28.0	28.5	29.0
12H 4H	25.4	26.2	25.9	26.6	27.0	26.0	26.8	26.4	27.2	27.6
6H	26.1	26.7	26.5	27.2	27.6	26.9	27.5	27.3	27.9	28.4
8H	26.3	26.9	26.8	27.3	27.8	27.3	27.8	27.7	28.3	28.7
Variations with the observer position at spacings:										
S = 1.0H	+ 0.2 / - 0.2					+ 0.1 / - 0.2				
1.5H	+ 0.2 / - 0.3					+ 0.2 / - 0.3				
2.0H	+ 0.2 / - 0.3					+ 0.1 / - 0.3				

CIE Pub.117, 689.2 lm Total Lamp Luminous Flux Corrected (8log(F/F0) = -1.3)
 Area: 0.016 m2

C Range: 0 - 360DEG
 C Interval: 15.0DEG
 Test Speed: HIGH
 Temperature:25.3DEG
 Operators:XIAOMI
 Test Date:2023-04-24

γ Range: 0 - 90DEG
 γ Interval: 1.0DEG
 Test System:EVERFINE GO-3000H_V1 SYSTEM V2.00.411
 Humidity:65.0%
 Test Distance:9.000m [K=1.0000]
 Remarks:

UTILIZATION FACTORS TABLE

Test:U:24.270V I:0.7886A P:19.139W PF:1.0000 Freq:50.00Hz Lamp Flux:689.193x1 lm		
NAME: UN-BJ-DMX-DC24-2835-120D10S-18-940-1616-Z-IP65E:	WEIGHT:	
SPEC.:	DIM.:	SERIAL No.:
MFR.:	SUR.:1000*16mm	

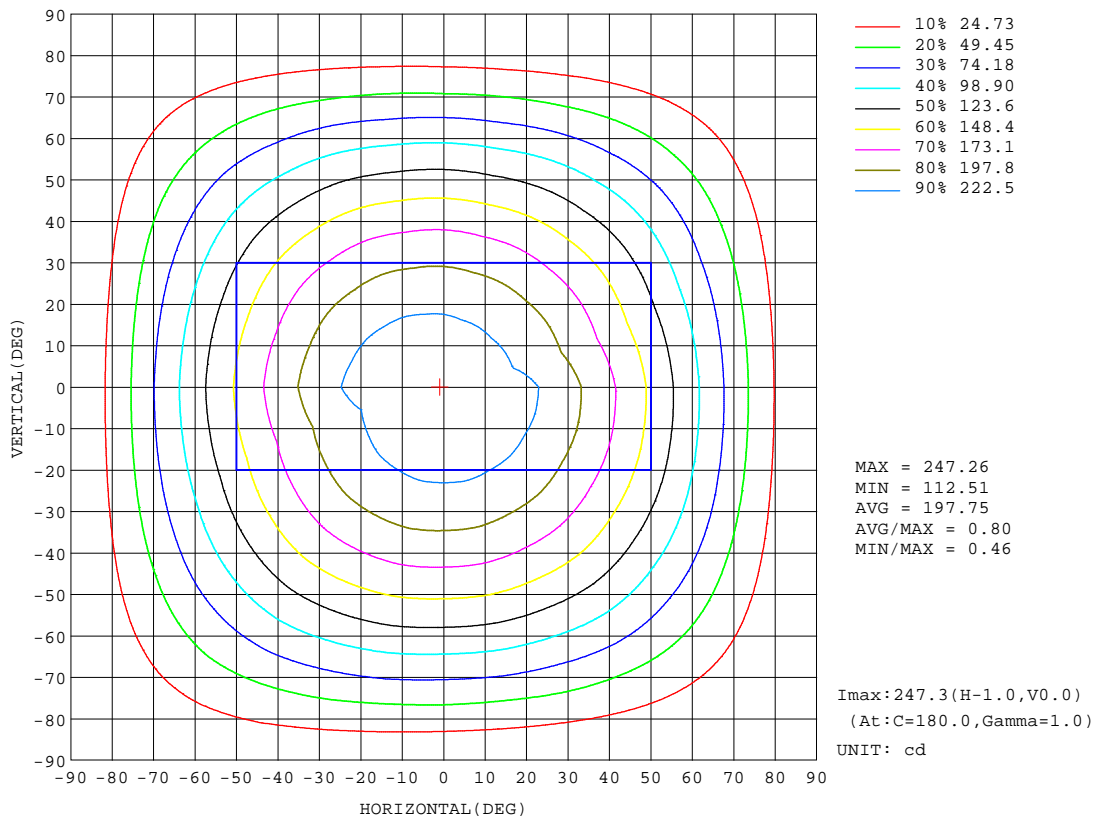
REFLECTANCE										
Ceiling	0.8	0.8	0.8	0.7	0.7	0.7	0.5	0.5	0.5	0
Walls	0.7	0.5	0.3	0.7	0.5	0.3	0.7	0.5	0.3	0
Working plane	0.2	0.2	0.2	0.2	0.2	0.2	0.2	0.2	0.2	0
ROOM INDEX	UTILIZATION FACTORS(PERCENT) k(RI) x RCR = 5									
k = 0.60	57	46	39	57	46	39	55	45	38	32
0.80	67	56	48	66	55	48	65	55	48	41
1.00	76	65	57	75	64	57	72	66	57	49
1.25	83	72	65	82	72	65	79	70	64	57
1.50	88	78	71	86	77	71	83	75	69	62
2.00	95	86	80	93	85	79	90	83	78	70
2.50	99	91	85	97	90	84	93	87	82	74
3.00	102	95	90	100	94	89	96	91	86	78
4.00	106	100	96	104	99	94	100	95	92	83
5.00	109	104	100	106	102	98	102	98	95	86
ROOM INDEX	UF(total)									Direct
According to DIN EN 13032-2 2004			Suspended				SHRNOM = 1.25			

C Range: 0 - 360DEG
 C Interval: 15.0DEG
 Test Speed: HIGH
 Temperature:25.3DEG
 Operators:XIAOMI
 Test Date:2023-04-24

γ Range: 0 - 90DEG
 γ Interval: 1.0DEG
 Test System:EVERFINE GO-3000H_V1 SYSTEM V2.00.411
 Humidity:65.0%
 Test Distance:9.000m [K=1.0000]
 Remarks:

ISOCANDELA DIAGRAM

Test:U:24.270V I:0.7886A P:19.139W PF:1.0000 Freq:50.00Hz Lamp Flux:689.193x1 lm		
NAME: UN-BJ-DMX-DC24-2835-120D10S-18-940-1616-Z-IP65E:	WEIGHT:	
SPEC.:	DIM.:	SERIAL No.:
MFR.:	SUR.:1000*16mm	



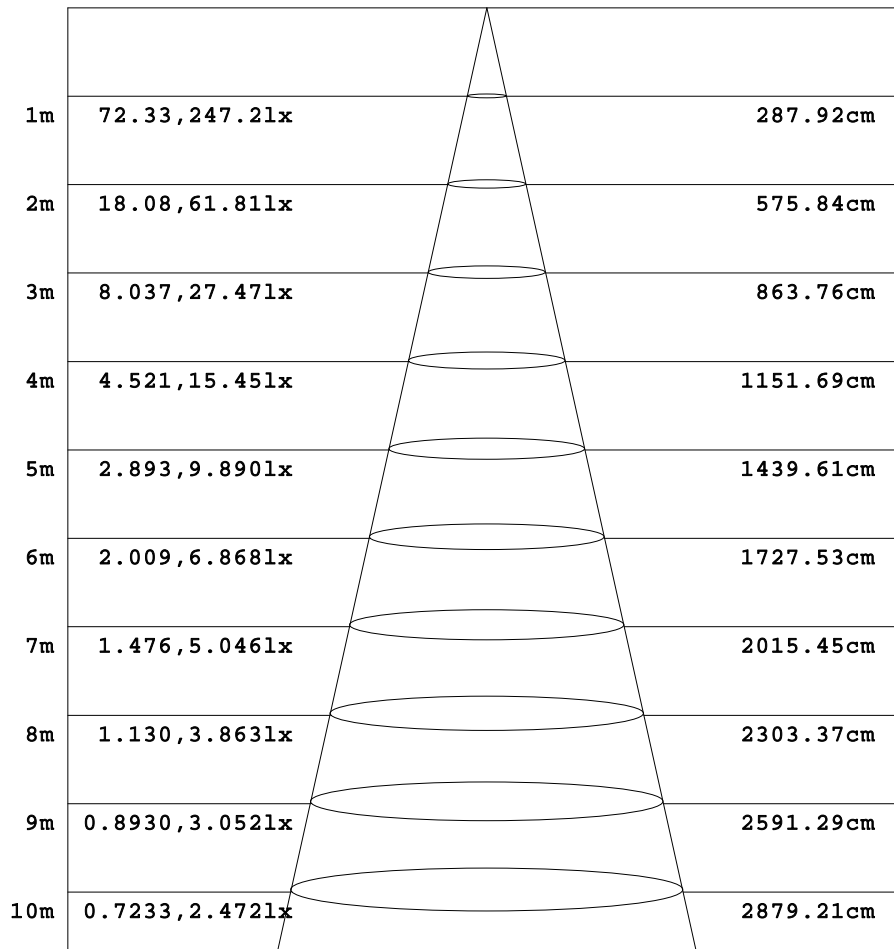
C Range: 0 - 360DEG
 C Interval: 15.0DEG
 Test Speed: HIGH
 Temperature:25.3DEG
 Operators:XIAOMI
 Test Date:2023-04-24

γ Range: 0 - 90DEG
 γ Interval: 1.0DEG
 Test System:EVERFINE GO-3000H_V1 SYSTEM V2.00.411
 Humidity:65.0%
 Test Distance:9.000m [K=1.0000]
 Remarks:

AAI Figure

Test:U:24.270V I:0.7886A P:19.139W PF:1.0000 Freq:50.00Hz Lamp Flux:689.193x1 lm		
NAME: UN-BJ-DMX-DC24-2835-120D10S-18-940-1616-Z-IP66E:	WEIGHT:	
SPEC.:	DIM.:	SERIAL No.:
MFR.:	SUR.:1000*16mm	

Flux out:499.5 lm



Height Eavg, Emax Angle:110.43deg Diameter

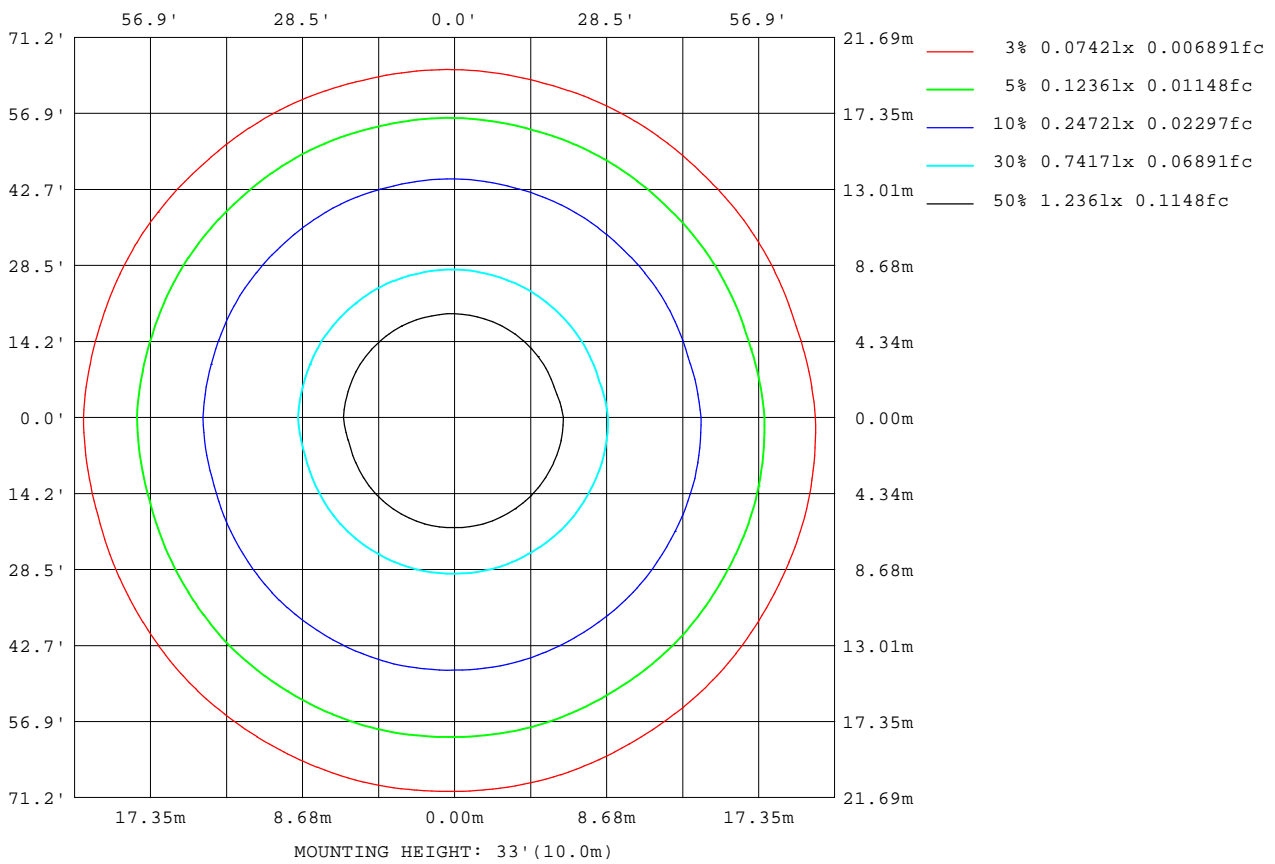
Note:The Curves indicate the illuminated area and the average illumination when the luminaire is at different distance.

C Range: 0 - 360DEG
 C Interval: 15.0DEG
 Test Speed: HIGH
 Temperature:25.3DEG
 Operators:XIAOMI
 Test Date:2023-04-24

γ Range: 0 - 90DEG
 γ Interval: 1.0DEG
 Test System:EVERFINE GO-3000H_V1 SYSTEM V2.00.411
 Humidity:65.0%
 Test Distance:9.000m [K=1.0000]
 Remarks:

ISOLUX DIAGRAM

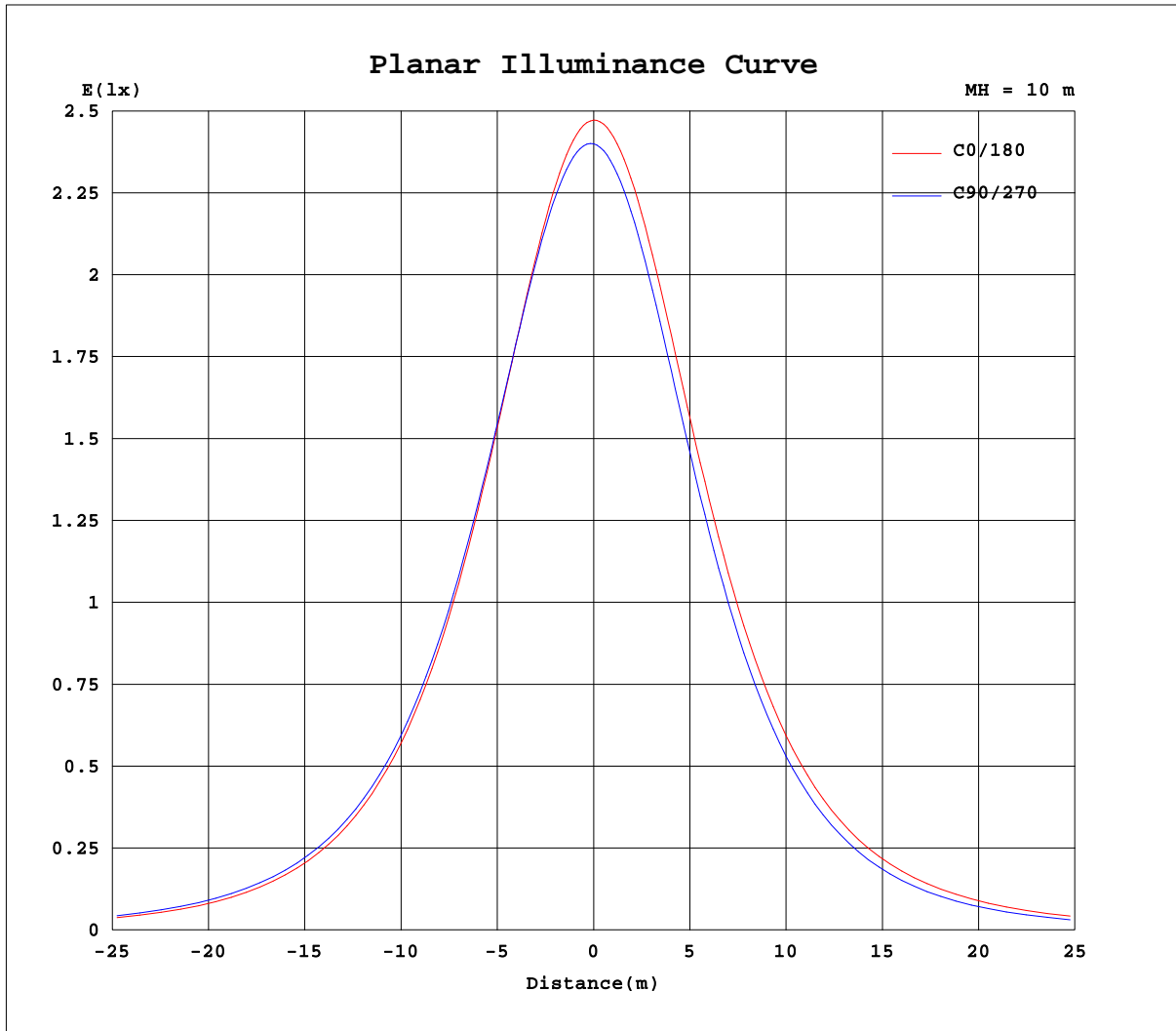
Test:U:24.270V I:0.7886A P:19.139W PF:1.0000 Freq:50.00Hz Lamp Flux:689.193x1 lm		
NAME: UN-BJ-DMX-DC24-2835-120D10S-18-940-1616-Z-IP65E:	WEIGHT:	
SPEC.:	DIM.:	SERIAL No.:
MFR.:	SUR.:1000*16mm	



C Range: 0 - 360DEG
 C Interval: 15.0DEG
 Test Speed: HIGH
 Temperature:25.3DEG
 Operators:XIAOMI
 Test Date:2023-04-24

γ Range: 0 - 90DEG
 γ Interval: 1.0DEG
 Test System:EVERFINE GO-3000H_V1 SYSTEM V2.00.411
 Humidity:65.0%
 Test Distance:9.000m [K=1.0000]
 Remarks:

Planar Illuminance Curve



C Range: 0 - 360DEG
C Interval: 15.0DEG
Test Speed: HIGH
Temperature: 25.3DEG
Operators: XIAOMI
Test Date: 2023-04-24

γ Range: 0 - 90DEG
 γ Interval: 1.0DEG
Test System: EVERFINE GO-3000H_V1 SYSTEM V2.00.411
Humidity: 65.0%
Test Distance: 9.000m [K=1.0000]
Remarks:

