


# Neon Specifications

UN-BJ-DMX-DC24-5050RGB-60D10S-14.4-1018-C-IP65



**Product Features:**



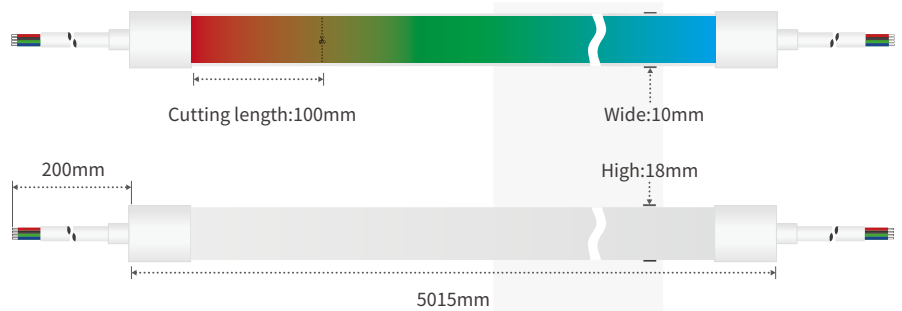
- One bin for luminous uniformity, soft, no light spot;
- Great performance under the operating temperature -20 °C ~ +45 °C .
- Flame & saltwater resistant, IP65, a great many varieties of light colors well-applied for different requirements.

**Parameter Details :**

Bending Direction: Side bend  
 Color: Magic color  
 Control mode: DMX  
 Led Type: 5050  
 Led/M: 60  
 Power per meter: 14.4W  
 Working temperature: -20°C-45°C  
 Voltage: DC24V

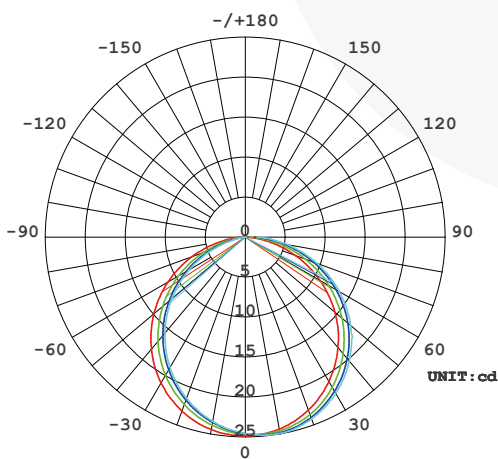
**Lumens output:**

- R 73
- G 182
- B 31
- RGBW -



\*Waterproof connectors available(image for reference)

**Light Distribution:**



AVERAGE BEAM ANGLE (50%):112.0 DEG

Flux out:51.00 lm

Height	Eavg, Emax	Angle:111.59deg	Diamete
1m	7.385, 24.871x		294.24cm
2m	1.846, 6.2171x		588.48cm
3m	0.8206, 2.7631x		882.71cm
4m	0.4616, 1.5541x		1176.95cm
5m	0.2954, 0.99471x		1471.19cm
6m	0.2051, 0.69081x		1765.43cm
7m	0.1507, 0.50751x		2059.67cm
8m	0.1154, 0.38861x		2353.90cm
9m	0.0912, 0.30701x		2648.14cm
10m	0.0739, 0.24871x		2942.38cm

Note: The Curves indicate the illuminated area and the average illumination when the luminaire is at different distance.

**Packaging Details:**

· standard packaging

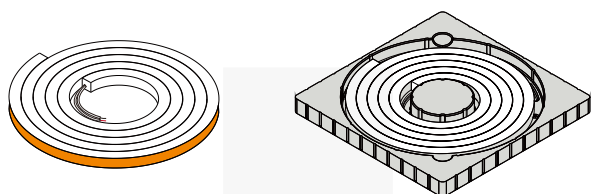
1. Technical details marked on the side of strip packed in circles.



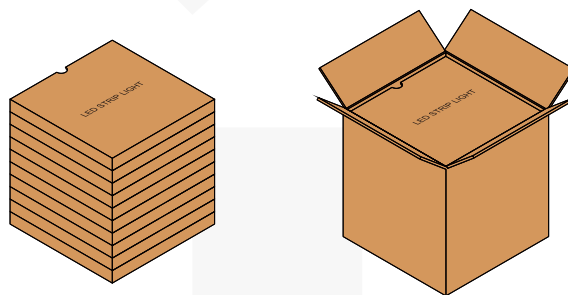
4. Stick the label at the bottom of inner box.



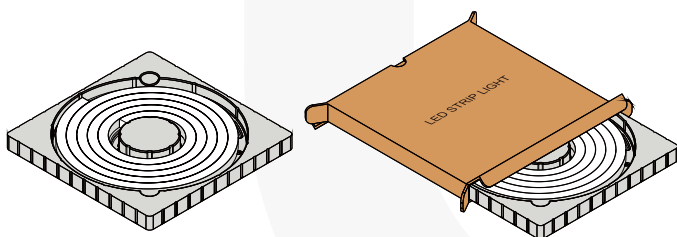
2. Pack the circled strip with blister.



5. Put Ten boxes into outer carton.



3. Put strip with blister into inner box.



6. Put the packing list on outer carton.



Model	Product size	Product Quantity/box	Product Quantity/case	Product net weight (kg)	Net weight per box (kg)	Gross weight (kg)	Carton size
UN-BJ-DMX-DC24-5050RGB-60D10S-14.4-1018-C-IP65	L5000*10*18mm	5M*1	50M	1.13	1.64	17.95	440*425*420MM

## Precautions:

· Please use an isolated power supply to drive the LED light bar, and the ripple of the constant voltage source is less than 5%. Do not use resistance-capacitance step-down, non-isolated power supplies to drive the LED light bar.

· In actual applications, the power supply should reserve 20% of the margin (it is recommended to use only 80% of the power) to ensure sufficient voltage to drive the product.

· Please operate carefully, do not touch the AC power terminal when the power is on to prevent electric shock.

· Pay attention to the positive and negative poles of the power cord, and do not connect it wrongly. Whether the voltage of the power supply and the product are the same, so as to avoid damage to the product.

· During the installation process, please avoid scratching, twisting and irregular bending of the product, otherwise it may cause irreparable damage to the product.

· In order to ensure the life and reliability of the light strip, please do not bend it in an arc with a radius of less than 60mm. A too small bending radius will damage the product itself.

· If the actual application length exceeds the specified use length, it will cause the lamp belt to overload and heat, and the brightness is uneven.

· In order to prevent your eyes from being hurt, try to avoid staring at the light-emitting surface of the light bar for a long time.

· Non-professionals are prohibited from installing, disassembling and repairing the product.

· It is strictly forbidden to use any acidic or alkaline adhesives to fix products (including but not limited to glass glue, etc.).

· IP67 protection products are not suitable for swimming pool underwater.


· Products of different sizes and specifications under the same color temperature value due to structural differences, the final color of the product is slightly deviated, and it must be confirmed before use.

· When the IP67 protection product is installed and applied, the waterproof level needs to be downgraded after self-processing and cutting.

· Please use professional cutting tools when cutting.

· Engineering packaging neon light belt (20~50m), please use pay-off rack during construction to avoid damage to the product caused by pulling force.

· Attention, there are 2 soldering parts per reel (5m/reel) at most when mass production.



No stretching



No distortion



No trampling