

Neon Specifications

UN-BJ-DMX-DC24-5050RGBW-60D10S-18-9xx-2020-Z-IP65



Product Features:



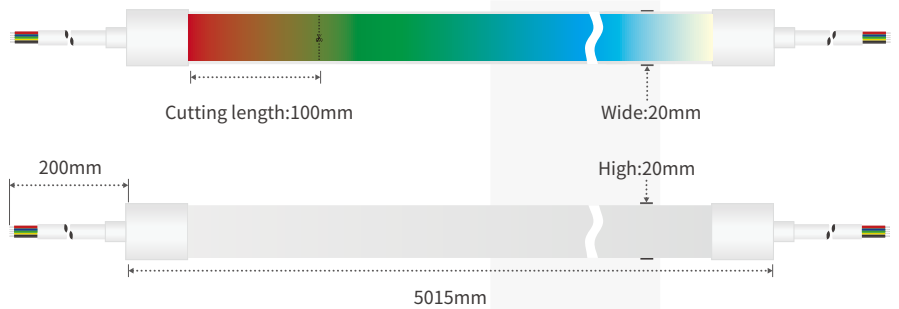
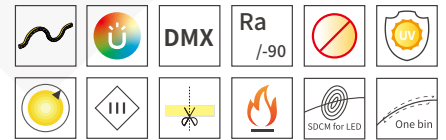
- One bin for luminous uniformity, soft, no light spot;
- Great performance under the operating temperature -20 °C ~ +45 °C .
- Flame & saltwater resistant, IP65, a great many varieties of light colors well-applied for different requirements.

Parameter Details :

Bending Direction: Top bend
 Color: Pixel chasing
 Control mode: DMX
 Led Type: 5050
 Led/M: 60
 Power per meter: 18W
 Working temperature: -20°C-45°C
 Voltage: DC24V

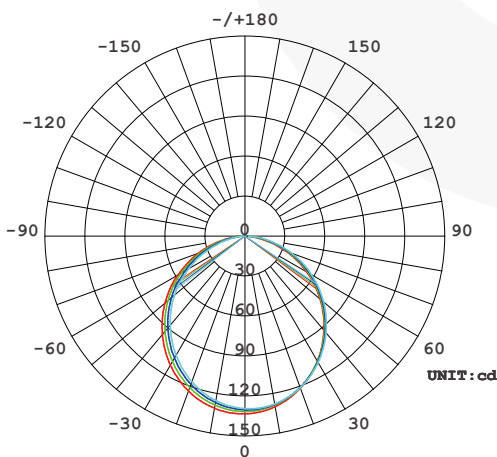
Lumens output:

● 2700K	132	● R	33
● 3000K	135	● G	124
● 4000K	144	● B	25
● 6000K	141	● RGBW	-



*Waterproof connectors available(image for reference)

Light Distribution:



Flux out: 249.5 lm

Height	Eavg, Emax	Angle: 106.74deg	Diameter
1m	41.93, 133.41x		269.01cm
2m	10.48, 33.351x		538.01cm
3m	4.659, 14.821x		807.02cm
4m	2.620, 8.3381x		1076.03cm
5m	1.677, 5.3361x		1345.04cm
6m	1.165, 3.7061x		1614.04cm
7m	0.8557, 2.7231x		1883.05cm
8m	0.6551, 2.0841x		2152.06cm
9m	0.5176, 1.6471x		2421.07cm
10m	0.4193, 1.3341x		2690.07cm

Note: The Curves indicate the illuminated area and the average illumination when the luminaire is at different distance.


Packaging Details:

· standard packaging

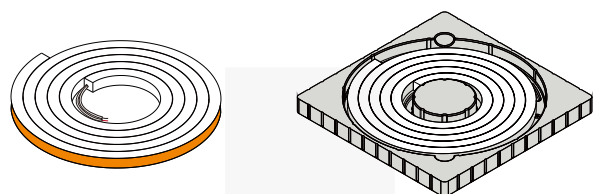
1. Technical details marked on the side of strip packed in circles.



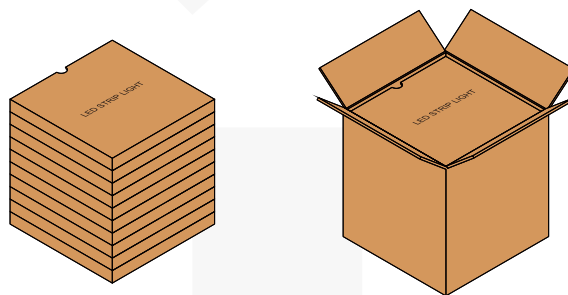
4. Stick the label at the bottom of inner box.



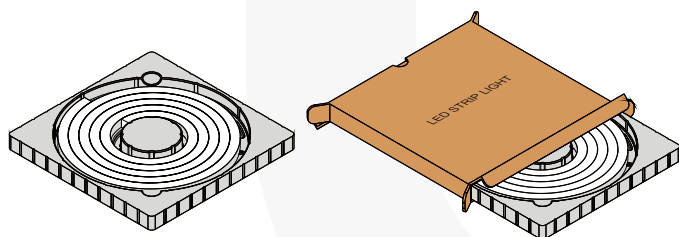
2. Pack the circled strip with blister.



5. Put Ten boxes into outer carton.



3. Put strip with blister into inner box.



6. Put the packing list on outer carton.



Model	Product size	Product Quantity/box	Product Quantity/case	Product net weight (kg)	Net weight per box (kg)	Gross weight (kg)	Carton size
UN-BJ-DMX-DC24-5050RGBW-60D10S-18-9xx-2020-Z-IP65	L5000*20*20mm	5M*1	25M	1.81	2.32	12.91	470*250*585MM

Precautions:

· Please use an isolated power supply to drive the LED light bar, and the ripple of the constant voltage source is less than 5%. Do not use resistance-capacitance step-down, non-isolated power supplies to drive the LED light bar.

· In actual applications, the power supply should reserve 20% of the margin (it is recommended to use only 80% of the power) to ensure sufficient voltage to drive the product.

· Please operate carefully, do not touch the AC power terminal when the power is on to prevent electric shock.

· Pay attention to the positive and negative poles of the power cord, and do not connect it wrongly. Whether the voltage of the power supply and the product are the same, so as to avoid damage to the product.

· During the installation process, please avoid scratching, twisting and irregular bending of the product, otherwise it may cause irreparable damage to the product.

· In order to ensure the life and reliability of the light strip, please do not bend it in an arc with a radius of less than 60mm. A too small bending radius will damage the product itself.

· If the actual application length exceeds the specified use length, it will cause the lamp belt to overload and heat, and the brightness is uneven.

· In order to prevent your eyes from being hurt, try to avoid staring at the light-emitting surface of the light bar for a long time.

· Non-professionals are prohibited from installing, disassembling and repairing the product.

· It is strictly forbidden to use any acidic or alkaline adhesives to fix products (including but not limited to glass glue, etc.).

· IP67 protection products are not suitable for swimming pool underwater.

· Products of different sizes and specifications under the same color temperature value due to structural differences, the final color of the product is slightly deviated, and it must be confirmed before use.

· When the IP67 protection product is installed and applied, the waterproof level needs to be downgraded after self-processing and cutting.

· Please use professional cutting tools when cutting.

· Engineering packaging neon light belt (20~50m), please use pay-off rack during construction to avoid damage to the product caused by pulling force.

· Attention, there are 2 soldering parts per reel (5m/reel) at most when mass production.



No stretching



No distortion



No trampling