

Neon Specifications

UN-BJ-DC24-2835-168-9.6-9xx-1010-Z-IP65



Product Features:



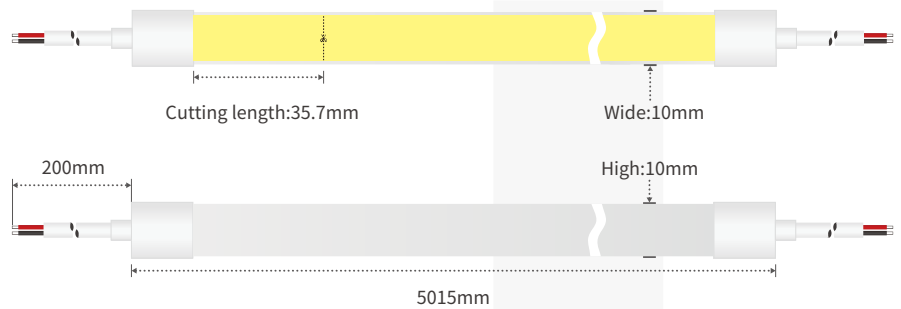
- One bin for luminous uniformity, soft, no light spot;
- Great performance under the operating temperature -20 °C ~ +45 °C;
- A wide variety of installation accessories for applications;
- Flame & saltwater resistant, IP65, a great many varieties of dimensions well-applied for different requirements.

Parameter Details :

Bending Direction: Top bend
 Color: Static color-White
 Control mode: Switch/Dimming
 Led Type: 2835
 Led/M: 168
 Power per meter: 9.6W
 Working temperature: -20°C-45°C
 Voltage: DC24V

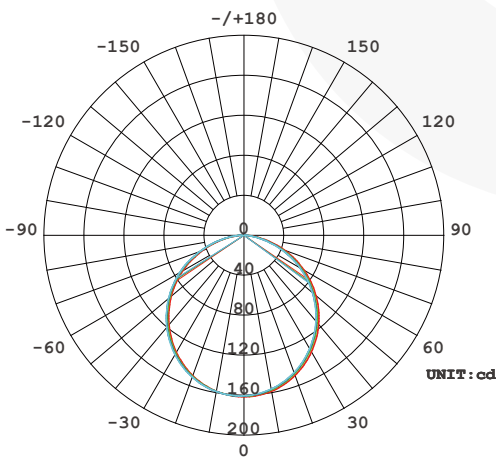
Lumens output:

- 2700K 666lm/M
- 3000K 685lm/M
- 4000K 706lm/M
- 6000K 705lm/M



*Waterproof connectors available(image for reference)

Light Distribution:



AVERAGE BEAM ANGLE (50%) : 111.3 DEG

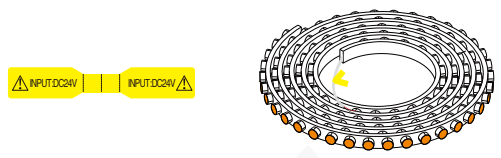
Height	Eavg, Emax	Angle: 110.95deg	Diameter
1m	47.81, 161.61x		290.73cm
2m	11.95, 40.401x		581.46cm
3m	5.312, 17.961x		872.18cm
4m	2.988, 10.101x		1162.91cm
5m	1.912, 6.4651x		1453.64cm
6m	1.328, 4.4891x		1744.37cm
7m	0.9757, 3.2981x		2035.09cm
8m	0.7470, 2.5251x		2325.82cm
9m	0.5903, 1.9951x		2616.55cm
10m	0.4781, 1.6161x		2907.28cm

Note: The Curves indicate the illuminated area and the average illumination when the luminaire is at different distance.

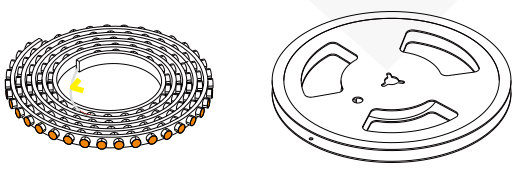
Packaging Details:

· standard packaging


1. Stick the warning label on the wire.



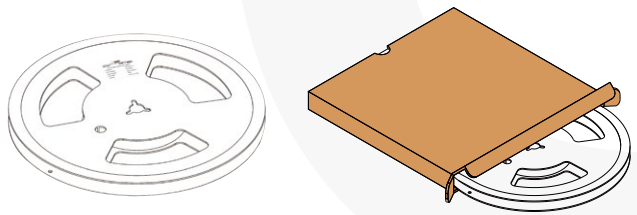
2. Pack the circle strip with a roll.




3. Stick the label at the back side of roll.



4. Put strip with the roll into inner box.



5. Stick the product label on inner box.



6. The packaged product as shown below.



7. Put the packing list on outer carton.



Model	Product size	Product Quantity/box	Product Quantity/case	Product net weight (kg)	Net weight per box (kg)	Gross weight (kg)	Carton size
UN-BJ-DC24-2835-168-9.6-9xx-1010-Z-IP65	L5000*10*10mm	5M*1	50M	0.49	0.99	10.8	356*356*220MM

Precautions:

· Please use an isolated power supply to drive the LED light bar, and the ripple of the constant voltage source is less than 5%. Do not use resistance-capacitance step-down, non-isolated power supplies to drive the LED light bar.

· In actual applications, the power supply should reserve 20% of the margin (it is recommended to use only 80% of the power) to ensure sufficient voltage to drive the product.

· Please operate carefully, do not touch the AC power terminal when the power is on to prevent electric shock.

· Pay attention to the positive and negative poles of the power cord, and do not connect it wrongly. Whether the voltage of the power supply and the product are the same, so as to avoid damage to the product.

· During the installation process, please avoid scratching, twisting and irregular bending of the product, otherwise it may cause irreparable damage to the product.

· In order to ensure the life and reliability of the light strip, please do not bend it in an arc with a radius of less than 60mm. A too small bending radius will damage the product itself.

· If the actual application length exceeds the specified use length, it will cause the lamp belt to overload and heat, and the brightness is uneven.

· In order to prevent your eyes from being hurt, try to avoid staring at the light-emitting surface of the light bar for a long time.

· Non-professionals are prohibited from installing, disassembling and repairing the product.

· It is strictly forbidden to use any acidic or alkaline adhesives to fix products (including but not limited to glass glue, etc.).

· IP67 protection products are not suitable for swimming pool underwater.


· Products of different sizes and specifications under the same color temperature value due to structural differences, the final color of the product is slightly deviated, and it must be confirmed before use.

· When the IP67 protection product is installed and applied, the waterproof level needs to be downgraded after self-processing and cutting.

· Please use professional cutting tools when cutting.

· Engineering packaging neon light belt (20~50m), please use pay-off rack during construction to avoid damage to the product caused by pulling force.

· Attention, there are 2 soldering parts per reel (5m/reel) at most when mass production.



No stretching



No distortion



No trampling