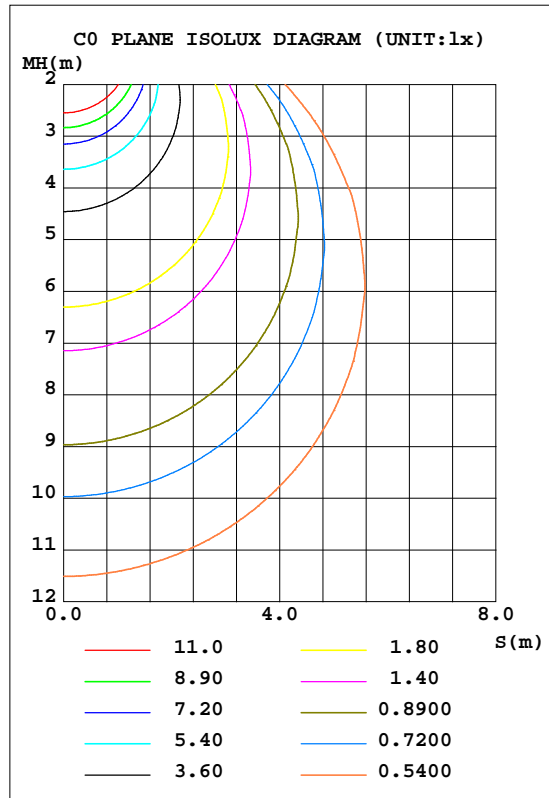
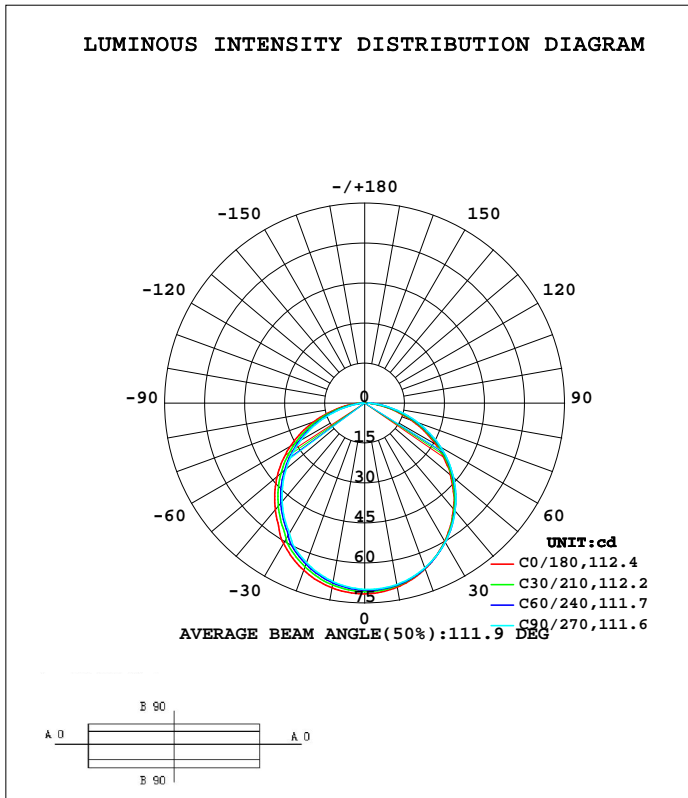


LUMINAIRE PHOTOMETRIC TEST REPORT

Test:U:24.162V I:0.6104A P:14.748W PF:1.0000 Freq:50.00Hz Lamp Flux:198.35lx1 lm		
NAME: UN-BJ-DMX-DC24-5050RGB-60D10S-14.4-1616-Z-IP65全亮		WEIGHT:
SPEC.:	DIM.:	SERIAL No.:
MFR.:	SUR.:1000*16mm	

DATA OF LAMP		PHOTOMETRIC DATA Eff: 13.45 lm/W			
MODEL		I <sub>max</sub> (cd)	71.54	S/MH(C0/180)	1.27
NOMINAL POWER(W)		LOR(%)	100.0	S/MH(C90/270)	1.21
RATED VOLTAGE(V)	--	TOTAL FLUX(lm)	198.35	η UP, DN(C0-180)	0.0,51.9
NOMINAL FLUX(lm)	198.351	CIE CLASS	DIRECT	η UP, DN(C180-360)	0.0,48.1
LAMPS INSIDE	1	η up(%)	0.0	CIBSE SHR NOM	1.25
TEST VOLTAGE(V)	--	η down(%)	100.0	CIBSE SHR MAX	1.35



C Range: 0 - 360DEG  
 C Interval: 15.0DEG  
 Test Speed: HIGH  
 Temperature:25.3DEG  
 Operators:XIAOMI  
 Test Date:2023-04-23

γ Range: 0 - 90DEG  
 γ Interval: 1.0DEG  
 Test System:EVERFINE GO-3000H\_V1 SYSTEM V2.00.411  
 Humidity:65.0%  
 Test Distance:9.000m [K=1.0000]  
 Remarks:

ZONAL FLUX DIAGRAM

ZONAL FLUX DIAGRAM:

$\gamma$	C0	C45	C90	C135	C180	C225	C270	C315	$\gamma$	$\Phi$ zone	$\Phi$ total	%lum,lamp
10	70.14	69.53	69.11	68.73	70.41	68.79	68.02	67.77	0- 10	6.632	6.632	3.34,3.34
20	66.22	66.15	65.88	65.49	66.78	64.69	63.78	63.63	10- 20	18.99	25.62	12.9,12.9
30	59.98	60.46	60.33	60.03	60.91	58.41	56.42	57.29	20- 30	28.75	54.37	27.4,27.4
40	51.77	51.89	52.79	51.68	52.22	50.23	48.22	49.06	30- 40	34.43	88.80	44.8,44.8
50	42.10	42.60	43.55	42.68	42.89	40.49	38.52	39.30	40- 50	35.69	124.5	62.8,62.8
60	30.69	31.93	32.91	32.29	32.11	29.23	27.55	27.99	50- 60	32.26	156.7	79,79
70	18.43	20.23	21.02	20.75	20.15	17.34	15.82	16.30	60- 70	24.36	181.1	91.3,91.3
80	6.806	8.544	9.348	9.166	8.656	6.216	5.093	5.401	70- 80	13.58	194.7	98.2,98.2
90	0.1821	0.7766	1.213	1.372	1.158	0.7149	0.2743	0.2544	80- 90	3.665	198.4	100,100
100									90-100			
110									100-110			
120									110-120			
130									120-130			
140									130-140			
150									140-150			
160									150-160			
170									160-170			
180									170-180			
DEG	LUMINOUS INTENSITY:cd									UNIT:lm		

Conical surface Flux(90deg): 106.78 lm

%lum = 53.8%  
 %lamp = 53.8%

Conical surface Flux(120deg): 156.75 lm

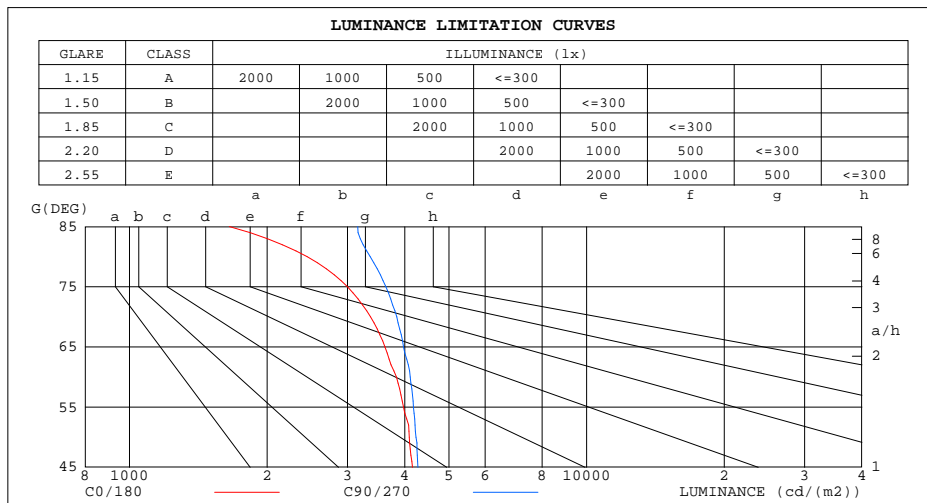
%lum = 79.0%  
 %lamp = 79.0%

C Range: 0 - 360DEG  
 C Interval: 15.0DEG  
 Test Speed: HIGH  
 Temperature:25.3DEG  
 Operators:XIAOMI  
 Test Date:2023-04-23

$\gamma$  Range: 0 - 90DEG  
 $\gamma$  Interval: 1.0DEG  
 Test System:EVERFINE GO-3000H\_V1 SYSTEM V2.00.411  
 Humidity:65.0%  
 Test Distance:9.000m [K=1.0000]  
 Remarks:

LUMINANCE LIMITATION CURVES

Test:U:24.162V I:0.6104A P:14.748W PF:1.0000 Freq:50.00Hz Lamp Flux:198.351x1 lm		
NAME: UN-BJ-DMX-DC24-5050RGB-60D10S-14.4-1616-Z-IP65全亮	WEIGHT:	
SPEC.:	DIM.:	SERIAL No.:
MFR.:	SUR.:1000*16mm	



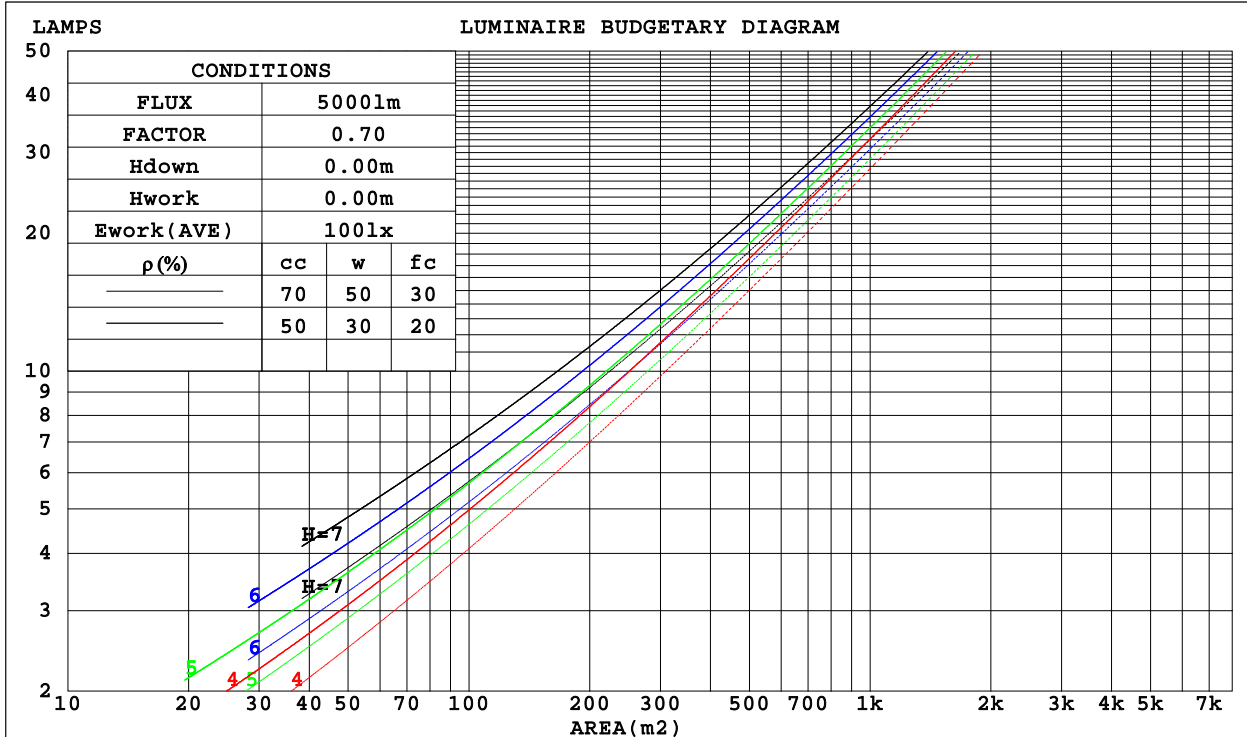
C Range: 0 - 360DEG  
 C Interval: 15.0DEG  
 Test Speed: HIGH  
 Temperature:25.3DEG  
 Operators:XIAOMI  
 Test Date:2023-04-23

γ Range: 0 - 90DEG  
 γ Interval: 1.0DEG  
 Test System:EVERFINE GO-3000H\_V1 SYSTEM V2.00.411  
 Humidity:65.0%  
 Test Distance:9.000m [K=1.0000]  
 Remarks:

CU AND LUMINAIRE BUDGETARY ESTIMATE DIAGRAM

Test:U:24.162V I:0.6104A P:14.748W PF:1.0000 Freq:50.00Hz Lamp Flux:198.351x1 lm		
NAME: UN-BJ-DMX-DC24-5050RGB-60D10S-14.4-1616-Z-IP65全亮		WEIGHT:
SPEC.:	DIM.:	SERIAL No.:
MFR.:	SUR.:1000*16mm	

$\rho_{cc}$	80%			70%			50%			30%			10%			0
$\rho_w$	50%	30%	10%	50%	30%	10%	50%	30%	10%	50%	30%	10%	50%	30%	10%	0
$\rho_{fc}$	20%			20%			20%			20%			20%			0
RCR	RCR:Room Cavity Ratio						Coefficients of Utilization(CU)									
0.0	1.19	1.19	1.19	1.16	1.16	1.16	1.11	1.11	1.11	1.06	1.06	1.06	1.02	1.02	1.02	1.00
1.0	1.04	.00	.96	1.02	.98	.94	.97	.94	.91	.93	.91	.88	.90	.88	.86	.84
2.0	.91	.84	.78	.89	.82	.77	.85	.80	.75	.82	.77	.73	.79	.75	.72	.70
3.0	.79	.71	.65	.78	.70	.64	.75	.68	.63	.72	.67	.62	.70	.65	.61	.59
4.0	.70	.62	.55	.69	.61	.54	.67	.59	.54	.64	.58	.53	.62	.57	.52	.50
5.0	.63	.54	.47	.62	.53	.47	.60	.52	.46	.58	.51	.46	.56	.50	.45	.43
6.0	.57	.48	.41	.56	.47	.41	.54	.46	.41	.52	.45	.40	.51	.45	.40	.38
7.0	.51	.42	.36	.50	.42	.36	.49	.41	.36	.47	.41	.36	.46	.40	.35	.33
8.0	.47	.38	.32	.46	.38	.32	.45	.37	.32	.43	.37	.32	.42	.36	.32	.30
9.0	.43	.35	.29	.42	.34	.29	.41	.34	.29	.40	.33	.29	.39	.33	.29	.27
10.0	.40	.32	.26	.39	.31	.26	.38	.31	.26	.37	.31	.26	.36	.30	.26	.24



C Range: 0 - 360DEG  
 C Interval: 15.0DEG  
 Test Speed: HIGH  
 Temperature:25.3DEG  
 Operators:XIAOMI  
 Test Date:2023-04-23

$\gamma$  Range: 0 - 90DEG  
 $\gamma$  Interval: 1.0DEG  
 Test System:EVERFINE GO-3000H\_V1 SYSTEM V2.00.411  
 Humidity:65.0%  
 Test Distance:9.000m [K=1.0000]  
 Remarks:

WEC AND CCEC

Test:U:24.162V I:0.6104A P:14.748W PF:1.0000 Freq:50.00Hz Lamp Flux:198.351x1 lm		
NAME: UN-BJ-DMX-DC24-5050RGB-60D10S-14.4-1616-Z-IP65全亮	WEIGHT:	
SPEC.:	DIM.:	SERIAL No.:
MFR.:	SUR.:1000*16mm	

pcc	80%			70%			50%			30%			10%			0
pw	50%	30%	10%	50%	30%	10%	50%	30%	10%	50%	30%	10%	50%	30%	10%	0
pfc	20%			20%			20%			20%			20%			0
RCR	RCR:Room Cavity Ratio						Wall Exitance Coefficients(WEC)									
0.0																
1.0	.309	.175	.056	.301	.172	.055	.288	.165	.053	.276	.159	.051	.265	.153	.049	
2.0	.291	.159	.049	.285	.157	.048	.273	.152	.047	.262	.147	.046	.252	.143	.045	
3.0	.269	.143	.043	.264	.141	.043	.253	.137	.042	.244	.134	.041	.235	.130	.040	
4.0	.249	.129	.038	.244	.128	.038	.235	.124	.037	.226	.121	.037	.218	.119	.036	
5.0	.230	.117	.034	.226	.116	.034	.218	.113	.033	.210	.111	.033	.203	.108	.033	
6.0	.213	.107	.031	.210	.106	.030	.202	.104	.030	.195	.102	.030	.189	.100	.030	
7.0	.199	.098	.028	.195	.097	.028	.189	.095	.027	.183	.094	.027	.177	.092	.027	
8.0	.186	.091	.025	.182	.090	.025	.177	.088	.025	.171	.087	.025	.166	.085	.025	
9.0	.174	.084	.023	.171	.083	.023	.166	.082	.023	.161	.081	.023	.156	.079	.023	
10.0	.163	.078	.022	.161	.078	.022	.156	.077	.022	.152	.075	.021	.148	.074	.021	

pcc	80%			70%			50%			30%			10%			0
pw	50%	30%	10%	50%	30%	10%	50%	30%	10%	50%	30%	10%	50%	30%	10%	0
pfc	20%			20%			20%			20%			20%			0
RCR	RCR:Room Cavity Ratio						Ceiling Cavity Exitance Coefficients(CCEC)									
0.0	.190	.190	.190	.163	.163	.163	.111	.111	.111	.064	.064	.064	.020	.020	.020	
1.0	.180	.156	.134	.154	.134	.116	.105	.092	.080	.061	.053	.047	.019	.017	.015	
2.0	.172	.132	.098	.147	.114	.085	.101	.079	.059	.058	.046	.035	.019	.015	.011	
3.0	.164	.114	.074	.141	.099	.065	.097	.068	.045	.056	.040	.027	.018	.013	.009	
4.0	.157	.101	.058	.134	.087	.051	.092	.061	.036	.053	.036	.021	.017	.012	.007	
5.0	.149	.091	.047	.128	.078	.041	.088	.055	.029	.051	.032	.017	.016	.010	.006	
6.0	.142	.082	.039	.122	.071	.034	.084	.050	.024	.049	.029	.014	.016	.010	.005	
7.0	.135	.075	.033	.116	.065	.029	.080	.046	.021	.047	.027	.012	.015	.009	.004	
8.0	.129	.070	.029	.111	.060	.025	.077	.042	.018	.045	.025	.011	.014	.008	.004	
9.0	.123	.065	.025	.106	.056	.022	.073	.039	.016	.043	.023	.009	.014	.008	.003	
10.0	.117	.060	.022	.101	.052	.020	.070	.037	.014	.041	.022	.008	.013	.007	.003	

C Range: 0 - 360DEG  
 C Interval: 15.0DEG  
 Test Speed: HIGH  
 Temperature:25.3DEG  
 Operators:XIAOMI  
 Test Date:2023-04-23

γ Range: 0 - 90DEG  
 γ Interval: 1.0DEG  
 Test System:EVERFINE GO-3000H\_V1 SYSTEM V2.00.411  
 Humidity:65.0%  
 Test Distance:9.000m [K=1.0000]  
 Remarks:

UGR(Unified Glare Rating) Table

Test:U:24.162V I:0.6104A P:14.748W PF:1.0000 Freq:50.00Hz Lamp Flux:198.351x1 lm										
NAME: UN-BJ-DMX-DC24-5050RGB-60D10S-14.4-1616-Z-IP65全亮						WEIGHT:				
SPEC.:						DIM.:				
MFR.:						SUR.:1000*16mm				
ceiling/cavity	0.7	0.7	0.5	0.5	0.3	0.7	0.7	0.5	0.5	0.3
walls	0.5	0.3	0.5	0.3	0.3	0.5	0.3	0.5	0.3	0.3
working plane	0.2	0.2	0.2	0.2	0.2	0.2	0.2	0.2	0.2	0.2
Room dimensions	Viewed crosswise					Viewed endwise				
x = 2H y = 2H	17.8	19.3	18.0	19.5	19.7	18.0	19.5	18.3	19.7	20.0
3H	19.2	20.6	19.5	20.9	21.1	19.6	21.0	19.9	21.3	21.5
4H	19.8	21.1	20.1	21.4	21.6	20.3	21.6	20.6	21.9	22.1
6H	20.1	21.4	20.4	21.6	21.9	20.8	22.1	21.1	22.3	22.6
8H	20.2	21.4	20.5	21.7	22.0	21.0	22.2	21.3	22.5	22.8
12H	20.2	21.4	20.6	21.7	22.0	21.1	22.2	21.4	22.5	22.8
4H 2H	18.4	19.8	18.8	20.0	20.3	18.6	20.0	18.9	20.2	20.5
3H	20.1	21.3	20.4	21.6	21.9	20.4	21.6	20.8	21.9	22.2
4H	20.8	21.8	21.1	22.1	22.5	21.2	22.3	21.6	22.6	22.9
6H	21.2	22.2	21.6	22.5	22.9	21.8	22.8	22.2	23.2	23.5
8H	21.3	22.2	21.7	22.6	23.0	22.1	23.0	22.5	23.3	23.7
12H	21.4	22.2	21.8	22.6	23.0	22.2	23.1	22.7	23.4	23.8
8H 4H	21.1	21.9	21.5	22.3	22.7	21.5	22.4	21.9	22.7	23.1
6H	21.7	22.4	22.1	22.8	23.2	22.3	23.0	22.7	23.4	23.8
8H	21.9	22.5	22.3	22.9	23.4	22.6	23.2	23.0	23.7	24.1
12H	22.0	22.5	22.5	23.0	23.5	22.8	23.4	23.3	23.8	24.3
12H 4H	21.1	21.9	21.5	22.3	22.7	21.5	22.3	21.9	22.7	23.1
6H	21.7	22.4	22.2	22.8	23.3	22.3	23.0	22.8	23.4	23.8
8H	22.0	22.5	22.5	23.0	23.5	22.7	23.2	23.1	23.7	24.1
Variations with the observer position at spacings:										
S = 1.0H	+ 0.2 / - 0.2					+ 0.1 / - 0.2				
1.5H	+ 0.2 / - 0.3					+ 0.2 / - 0.3				
2.0H	+ 0.2 / - 0.3					+ 0.1 / - 0.3				

CIE Pub.117, 198.4 lm Total Lamp Luminous Flux Corrected (8log(F/F0) = -5.6)  
 Area: 0.016 m2

C Range: 0 - 360DEG  
 C Interval: 15.0DEG  
 Test Speed: HIGH  
 Temperature:25.3DEG  
 Operators:XIAOMI  
 Test Date:2023-04-23

γ Range: 0 - 90DEG  
 γ Interval: 1.0DEG  
 Test System:EVERFINE GO-3000H\_V1 SYSTEM V2.00.411  
 Humidity:65.0%  
 Test Distance:9.000m [K=1.0000]  
 Remarks:

UTILIZATION FACTORS TABLE

Test:U:24.162V I:0.6104A P:14.748W PF:1.0000 Freq:50.00Hz Lamp Flux:198.351x1 lm		
NAME: UN-BJ-DMX-DC24-5050RGB-60D10S-14.4-1616-Z-IP65	LED全亮	WEIGHT:
SPEC.:	DIM.:	SERIAL No.:
MFR.:	SUR.:1000*16mm	

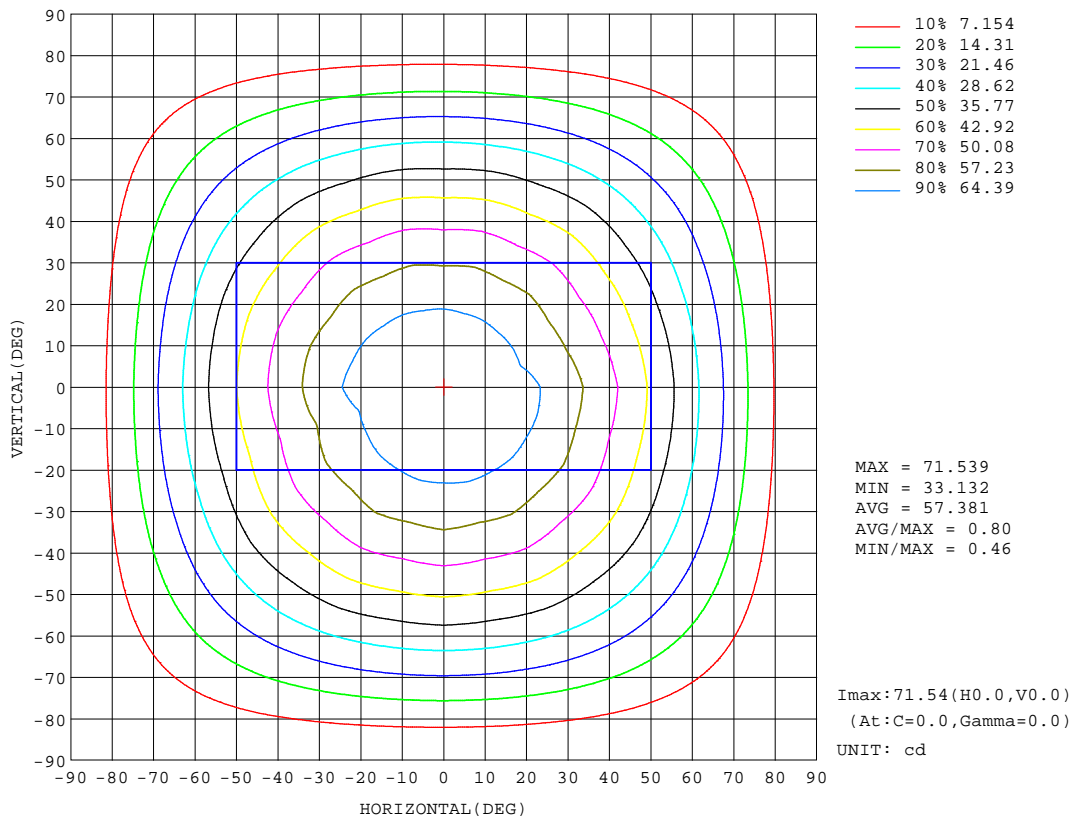
REFLECTANCE										
Ceiling	0.8	0.8	0.8	0.7	0.7	0.7	0.5	0.5	0.5	0
Walls	0.7	0.5	0.3	0.7	0.5	0.3	0.7	0.5	0.3	0
Working plane	0.2	0.2	0.2	0.2	0.2	0.2	0.2	0.2	0.2	0
ROOM INDEX	UTILIZATION FACTORS(PERCENT) k(RI) x RCR = 5									
k = 0.60	58	46	39	57	46	39	56	45	39	32
0.80	68	56	49	67	56	48	65	55	48	41
1.00	76	65	58	75	64	57	73	66	57	50
1.25	83	73	66	82	72	65	79	71	64	57
1.50	88	78	71	87	77	71	83	76	70	62
2.00	95	87	80	93	85	79	90	83	78	70
2.50	99	91	85	97	90	84	93	87	82	74
3.00	102	95	90	100	94	89	96	91	87	78
4.00	106	101	96	104	99	95	100	95	92	83
5.00	109	104	100	106	102	98	102	98	95	86
ROOM INDEX	UF(total)									Direct
According to DIN EN 13032-2 2004			Suspended				SHRNOM = 1.25			

C Range: 0 - 360DEG  
 C Interval: 15.0DEG  
 Test Speed: HIGH  
 Temperature:25.3DEG  
 Operators:XIAOMI  
 Test Date:2023-04-23

γ Range: 0 - 90DEG  
 γ Interval: 1.0DEG  
 Test System:EVERFINE GO-3000H\_V1 SYSTEM V2.00.411  
 Humidity:65.0%  
 Test Distance:9.000m [K=1.0000]  
 Remarks:

ISOCANDELA DIAGRAM

Test:U:24.162V I:0.6104A P:14.748W PF:1.0000 Freq:50.00Hz Lamp Flux:198.351x1 lm		
NAME: UN-BJ-DMX-DC24-5050RGB-60D10S-14.4-1616-Z-IP55全亮	WEIGHT:	
SPEC.:	DIM.:	SERIAL No.:
MFR.:	SUR.:1000*16mm	



C Range: 0 - 360DEG  
 C Interval: 15.0DEG  
 Test Speed: HIGH  
 Temperature:25.3DEG  
 Operators:XIAOMI  
 Test Date:2023-04-23

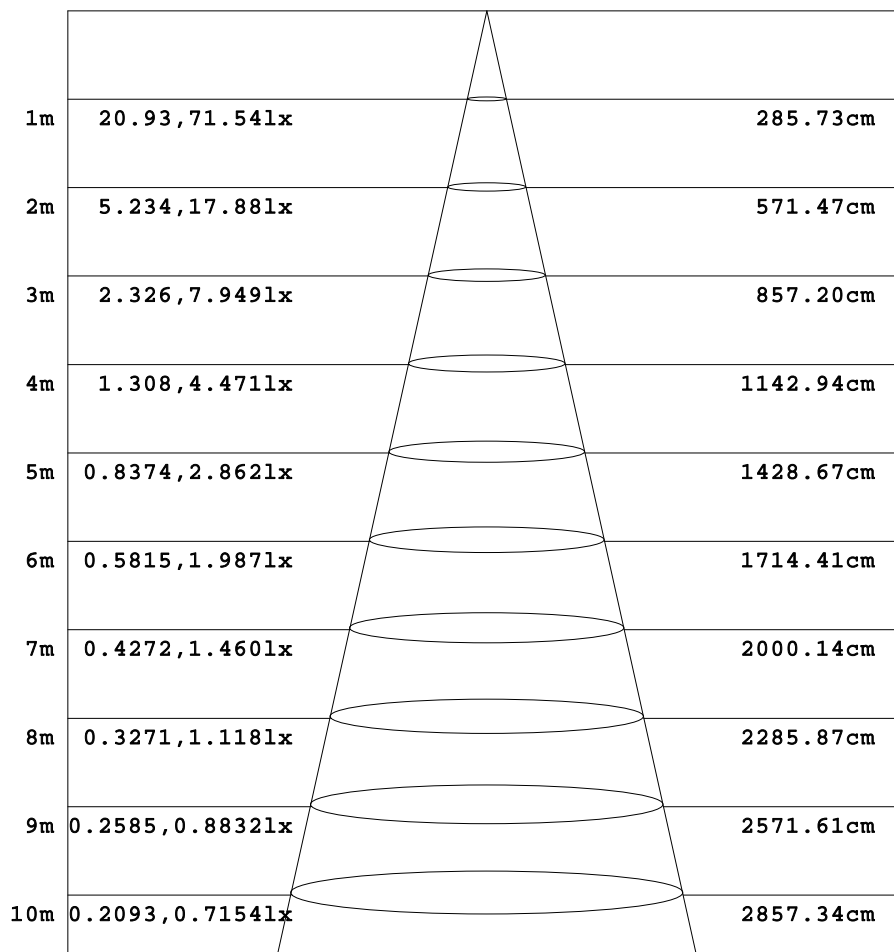
γ Range: 0 - 90DEG  
 γ Interval: 1.0DEG  
 Test System:EVERFINE GO-3000H\_V1 SYSTEM V2.00.411  
 Humidity:65.0%  
 Test Distance:9.000m [K=1.0000]  
 Remarks:



AAI Figure

Test:U:24.162V I:0.6104A P:14.748W PF:1.0000 Freq:50.00Hz Lamp Flux:198.351x1 lm		
NAME: UN-BJ-DMX-DC24-5050RGB-60D10S-14.4-1616-Z-IP65全亮	WEIGHT:	
SPEC.:	DIM.:	SERIAL No.:
MFR.:	SUR.:1000*16mm	

Flux out:144.6 lm



Height Eavg, Emax Angle:110.02deg Diameter

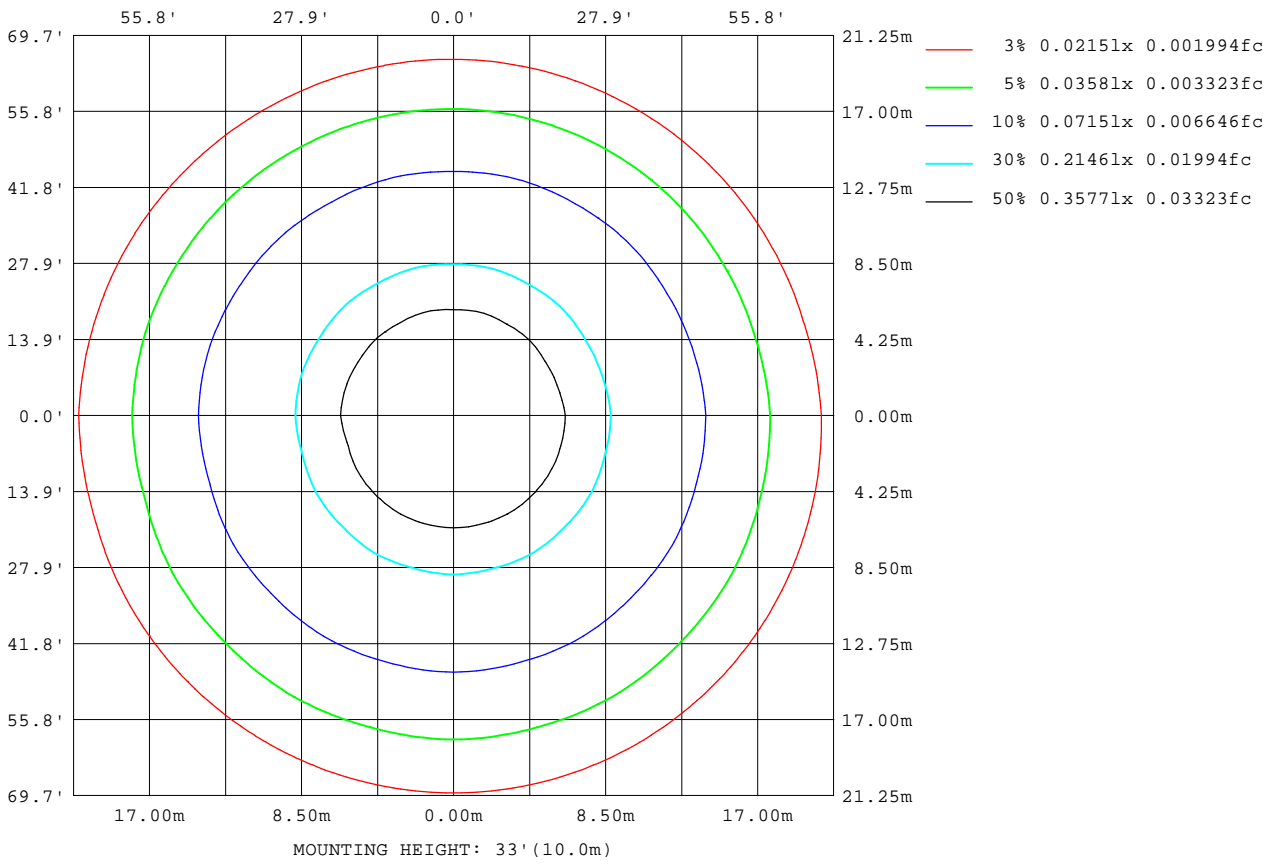
Note:The Curves indicate the illuminated area and the average illumination when the luminaire is at different distance.

C Range: 0 - 360DEG  
 C Interval: 15.0DEG  
 Test Speed: HIGH  
 Temperature:25.3DEG  
 Operators:XIAOMI  
 Test Date:2023-04-23

γ Range: 0 - 90DEG  
 γ Interval: 1.0DEG  
 Test System:EVERFINE GO-3000H\_V1 SYSTEM V2.00.411  
 Humidity:65.0%  
 Test Distance:9.000m [K=1.0000]  
 Remarks:

ISOLUX DIAGRAM

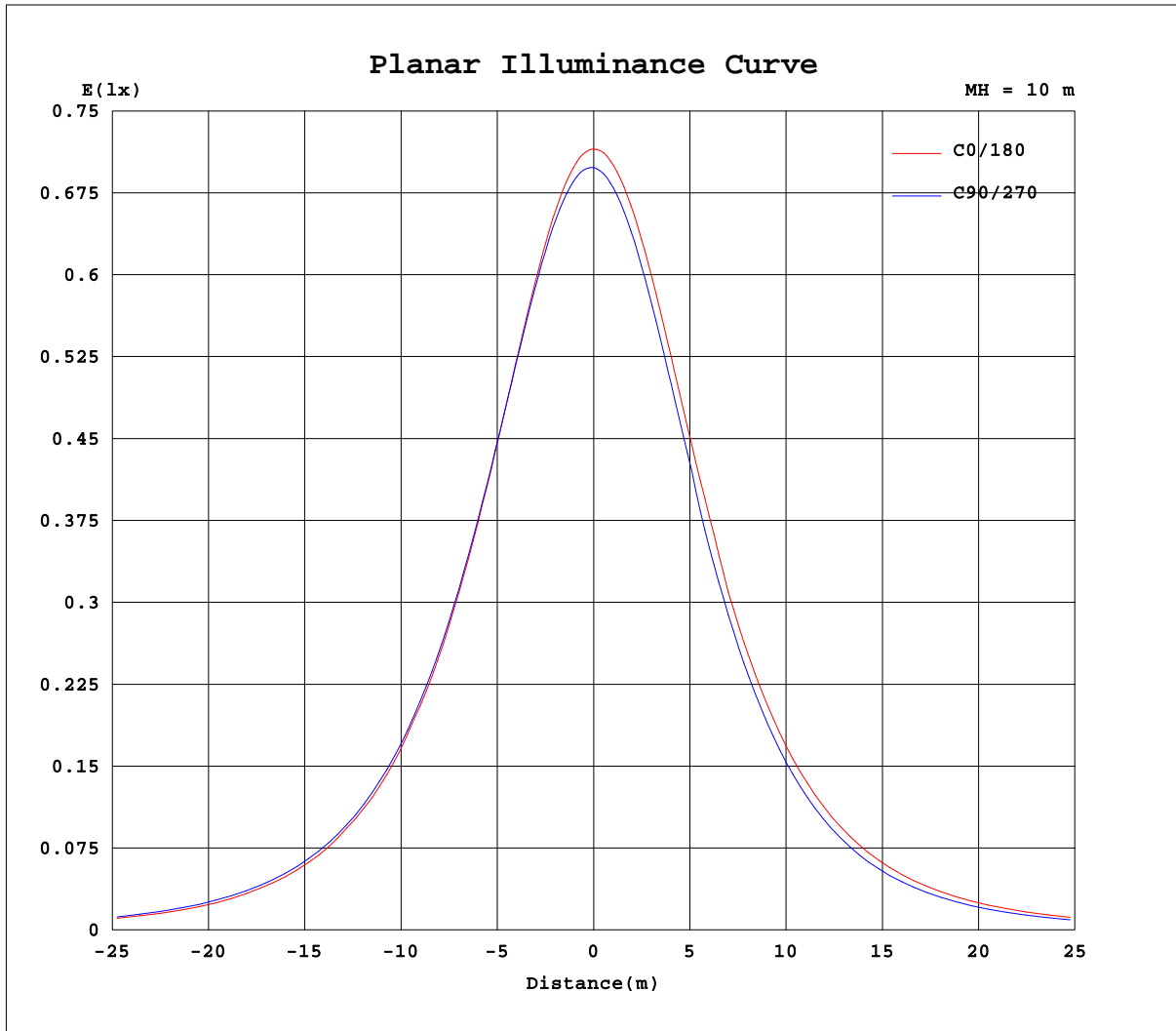
Test:U:24.162V I:0.6104A P:14.748W PF:1.0000 Freq:50.00Hz Lamp Flux:198.351x1 lm		
NAME: UN-BJ-DMX-DC24-5050RGB-60D10S-14.4-1616-Z-IP65全亮	WEIGHT:	
SPEC.:	DIM.:	SERIAL No.:
MFR.:	SUR.:1000*16mm	



C Range: 0 - 360DEG  
 C Interval: 15.0DEG  
 Test Speed: HIGH  
 Temperature:25.3DEG  
 Operators:XIAOMI  
 Test Date:2023-04-23

γ Range: 0 - 90DEG  
 γ Interval: 1.0DEG  
 Test System:EVERFINE GO-3000H\_V1 SYSTEM V2.00.411  
 Humidity:65.0%  
 Test Distance:9.000m [K=1.0000]  
 Remarks:

### Planar Illuminance Curve



C Range: 0 - 360DEG  
C Interval: 15.0DEG  
Test Speed: HIGH  
Temperature: 25.3DEG  
Operators: XIAOMI  
Test Date: 2023-04-23

$\gamma$  Range: 0 - 90DEG  
 $\gamma$  Interval: 1.0DEG  
Test System: EVERFINE GO-3000H\_V1 SYSTEM V2.00.411  
Humidity: 65.0%  
Test Distance: 9.000m [K=1.0000]  
Remarks:

LUMINOUS DISTRIBUTION INTENSITY DATA

Test:U:24.162V I:0.6104A P:14.748W PF:1.0000 Freq:50.00Hz Lamp Flux:198.351x1 lm		
NAME: UN-BJ-DMX-DC24-5050RGB-60D10S-14.4-1616-Z-IP65全亮		WEIGHT:
SPEC.:	DIM.:	SERIAL No.:
MFR.:	SUR.:1000*16mm	

Table--1

UNIT: cd

C(DEG) γ (DEG)	0	15	30	45	60	75	90	105	120	135	150	165	180	195	210	225	240	255	270
0	71.5	71.1	70.7	70.4	70.2	70.0	69.8	69.7	69.6	69.5	69.4	69.4	71.5	71.1	70.7	70.4	70.2	70.0	69.8
5	71.2	70.8	70.5	70.3	70.1	69.9	69.8	69.7	69.5	69.4	69.3	69.2	71.3	70.7	70.3	69.9	69.7	69.4	69.2
10	70.1	69.9	69.6	69.5	69.3	69.3	69.1	69.0	68.8	68.7	68.5	68.4	70.4	69.7	69.3	68.8	68.5	68.1	68.0
15	68.5	68.4	68.2	68.2	68.0	68.0	67.8	67.7	67.5	67.4	67.1	66.9	68.9	68.1	67.6	67.0	66.7	66.3	66.2
20	66.2	66.2	66.0	66.1	66.0	66.1	65.9	65.9	65.6	65.5	65.1	64.9	66.8	65.9	65.4	64.7	64.4	63.9	63.8
25	63.4	63.5	63.4	63.6	63.4	63.6	63.4	63.4	63.1	63.0	62.6	62.4	64.1	63.1	62.6	61.8	61.5	60.9	60.8
30	60.0	60.3	60.1	60.5	60.3	60.6	60.3	60.4	60.1	60.0	59.5	59.4	60.9	59.8	59.0	58.4	57.4	57.4	56.4
35	56.2	55.6	56.4	55.9	56.8	56.1	56.8	56.0	56.6	55.6	56.0	54.9	56.3	56.1	54.6	54.5	53.3	53.5	52.5
40	51.8	51.4	52.2	51.9	52.7	52.2	52.8	52.1	52.6	51.7	52.0	51.0	52.2	51.9	50.4	50.2	49.0	49.1	48.2
45	47.1	46.8	47.7	47.4	48.2	47.8	48.4	47.7	48.1	47.4	47.7	46.6	47.7	47.3	45.9	45.5	44.3	44.3	43.5
50	42.1	41.8	42.7	42.6	43.3	43.0	43.6	43.0	43.4	42.7	42.9	42.0	42.9	42.4	41.0	40.5	39.3	39.2	38.5
55	36.5	36.5	37.4	37.4	38.1	37.9	38.4	37.9	38.2	37.6	37.8	36.9	37.7	37.1	35.7	35.1	33.9	33.8	33.2
60	30.7	30.9	31.8	31.9	32.6	32.5	32.9	32.5	32.7	32.3	32.4	31.5	32.1	31.5	30.2	29.2	28.3	27.8	27.6
65	24.5	25.1	25.6	26.2	26.6	26.8	26.9	26.8	26.7	26.6	26.4	25.9	26.2	25.3	24.3	23.3	22.5	22.0	21.7
70	18.4	19.1	19.6	20.2	20.6	20.9	21.0	21.0	20.9	20.7	20.5	20.0	20.1	19.2	18.3	17.3	16.6	16.1	15.8
75	12.4	13.0	13.6	14.2	14.7	15.0	15.1	15.0	14.9	14.8	14.6	14.1	14.1	13.2	12.4	11.5	10.8	10.3	10.1
80	6.81	7.39	7.97	8.54	8.97	9.25	9.35	9.34	9.26	9.17	8.91	8.65	8.66	7.81	6.95	6.22	5.64	5.26	5.09
85	2.31	2.74	3.21	3.70	4.07	4.31	4.40	4.40	4.38	4.33	4.24	4.00	3.97	3.26	2.71	2.29	1.92	1.68	1.59
90	0.18	0.31	0.52	0.78	1.00	1.15	1.21	1.24	1.30	1.37	1.35	1.24	1.16	1.11	0.92	0.71	0.48	0.32	0.27

C Range: 0 - 360DEG  
 C Interval: 15.0DEG  
 Test Speed: HIGH  
 Temperature:25.3DEG  
 Operators:XIAOMI  
 Test Date:2023-04-23

γ Range: 0 - 90DEG  
 γ Interval: 1.0DEG  
 Test System:EVERFINE GO-3000H\_V1 SYSTEM V2.00.411  
 Humidity:65.0%  
 Test Distance:9.000m [K=1.0000]  
 Remarks:

LUMINOUS DISTRIBUTION INTENSITY DATA

Test:U:24.162V I:0.6104A P:14.748W PF:1.0000 Freq:50.00Hz Lamp Flux:198.351x1 lm		
NAME: UN-BJ-DMX-DC24-5050RGB-60D10S-14.4-1616-Z-IP68全亮	WEIGHT:	
SPEC.:	DIM.:	SERIAL No.:
MFR.:	SUR.:1000*16mm	

Table--2

UNIT: cd

C( DEG) γ (DEG)	285	300	315	330	345														
0	69.7	69.6	69.5	69.4	69.4														
5	69.1	69.0	68.9	69.0	68.9														
10	67.8	67.8	67.8	67.9	67.9														
15	66.0	66.0	66.0	66.2	66.2														
20	63.5	63.7	63.6	63.9	64.0														
25	60.5	60.7	60.7	61.1	61.2														
30	57.1	56.4	57.3	56.8	57.8														
35	53.1	52.5	53.4	53.0	54.0														
40	48.7	48.3	49.1	48.8	49.8														
45	44.0	43.6	44.4	44.2	45.2														
50	38.9	38.6	39.3	39.2	40.2														
55	33.5	33.3	33.9	34.0	34.9														
60	27.5	27.7	28.0	28.4	29.1														
65	21.7	21.9	22.2	22.7	23.2														
70	15.8	16.0	16.3	16.8	17.4														
75	10.1	10.3	10.6	11.0	11.5														
80	5.09	5.19	5.40	5.72	6.17														
85	1.59	1.61	1.66	1.77	1.99														
90	0.27	0.27	0.25	0.24	0.23														

C Range: 0 - 360DEG  
 C Interval: 15.0DEG  
 Test Speed: HIGH  
 Temperature:25.3DEG  
 Operators:XIAOMI  
 Test Date:2023-04-23

γ Range: 0 - 90DEG  
 γ Interval: 1.0DEG  
 Test System:EVERFINE GO-3000H\_V1 SYSTEM V2.00.411  
 Humidity:65.0%  
 Test Distance:9.000m [K=1.0000]  
 Remarks: