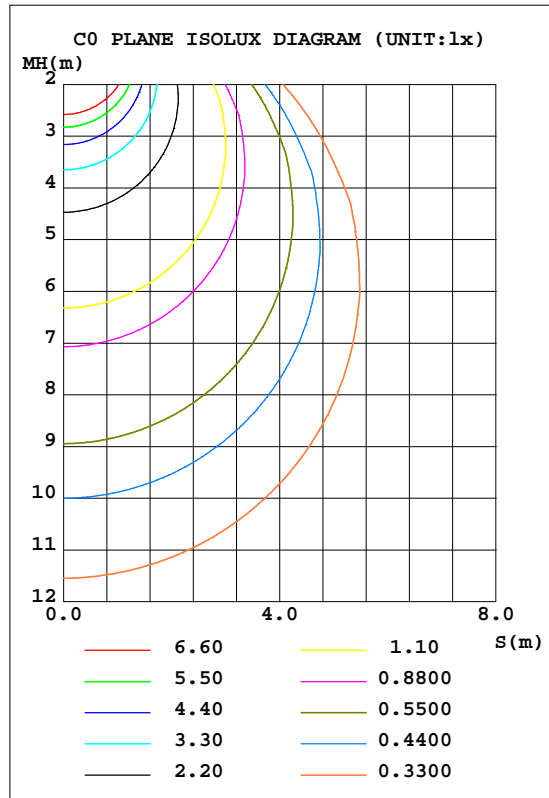
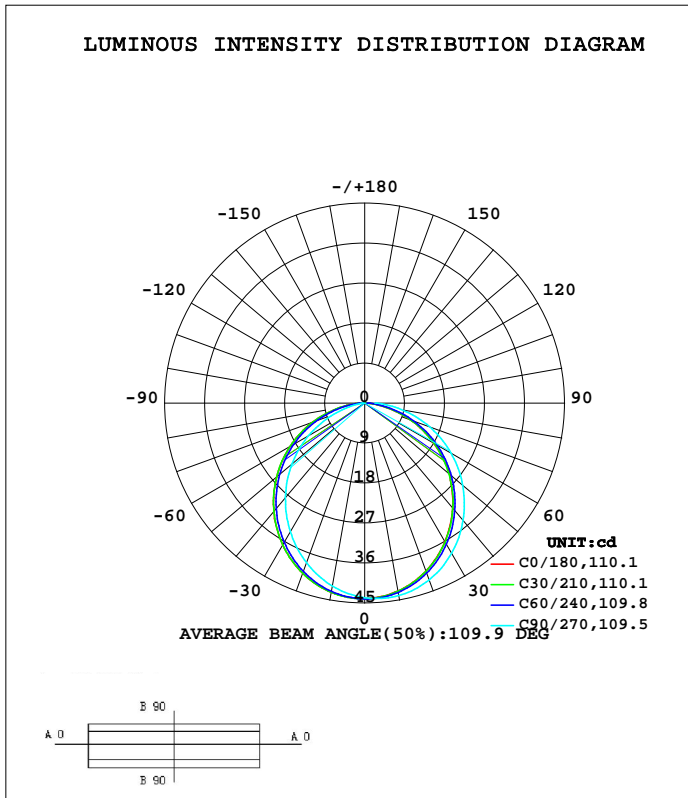


LUMINAIRE PHOTOMETRIC TEST REPORT

Test:U:24.016V I:0.2447A P:5.8774W PF:1.0000 Freq:50.00Hz Lamp Flux:122.004x1 lm		
NAME: UN-BJ-DMX-DC24-5050RGBW-60D10S-18-9xx-2020-ZYEB65绿光		WEIGHT:
SPEC.:	DIM.:	SERIAL No.:
MFR.:	SUR.:1000*20mm	

DATA OF LAMP		PHOTOMETRIC DATA Eff: 20.76 lm/W			
MODEL		I _{max} (cd)	44.15	S/MH(C0/180)	1.25
NOMINAL POWER(W)		LOR(%)	100.0	S/MH(C90/270)	1.15
RATED VOLTAGE(V)	--	TOTAL FLUX(lm)	122.00	η UP, DN(C0-180)	0.0,54.6
NOMINAL FLUX(lm)	122.004	CIE CLASS	DIRECT	η UP, DN(C180-360)	0.0,45.4
LAMPS INSIDE	1	η up(%)	0.0	CIBSE SHR NOM	1.25
TEST VOLTAGE(V)	--	η down(%)	100.0	CIBSE SHR MAX	1.35



C Range: 0 - 360DEG
 C Interval: 15.0DEG
 Test Speed: HIGH
 Temperature:25.3DEG
 Operators:XIAOMI
 Test Date:2023-04-27

γ Range: 0 - 90DEG
 γ Interval: 1.0DEG
 Test System:EVERFINE GO-3000H_V1 SYSTEM V2.00.411
 Humidity:65.0%
 Test Distance:9.000m [K=1.0000]
 Remarks:

ZONAL FLUX DIAGRAM

ZONAL FLUX DIAGRAM:

γ	C0	C45	C90	C135	C180	C225	C270	C315	γ	Φ zone	Φ total	%lum,lamp
10	42.97	43.12	43.99	43.69	43.26	43.21	41.82	40.98	0- 10	4.127	4.127	3.38,3.38
20	40.26	40.46	42.37	42.38	40.80	40.67	38.28	37.25	10- 20	11.76	15.89	13,13
30	36.09	36.33	39.11	39.39	36.88	36.68	33.49	32.31	20- 30	17.68	33.57	27.5,27.5
40	30.82	31.06	34.47	35.02	31.82	31.56	27.80	26.49	30- 40	21.11	54.69	44.8,44.8
50	24.94	24.94	28.82	29.58	25.89	25.61	21.44	20.02	40- 50	21.72	76.41	62.6,62.6
60	17.92	18.21	22.42	23.34	19.32	19.04	14.48	13.08	50- 60	19.49	95.89	78.6,78.6
70	10.84	11.08	15.49	16.48	12.34	12.01	7.447	6.139	60- 70	14.78	110.7	90.7,90.7
80	3.975	4.283	8.369	9.315	5.350	5.090	1.757	0.9574	70- 80	8.488	119.2	97.7,97.7
90	0.1734	0.2929	2.368	2.878	0.7477	0.8344	0.2370	0.1975	80- 90	2.839	122.0	100,100
100									90-100			
110									100-110			
120									110-120			
130									120-130			
140									130-140			
150									140-150			
160									150-160			
170									160-170			
180									170-180			
DEG	LUMINOUS INTENSITY:cd									UNIT:lm		

Conical surface Flux(90deg): 65.655 lm

%lum = 53.8%
%lamp = 53.8%

Conical surface Flux(120deg): 95.892 lm

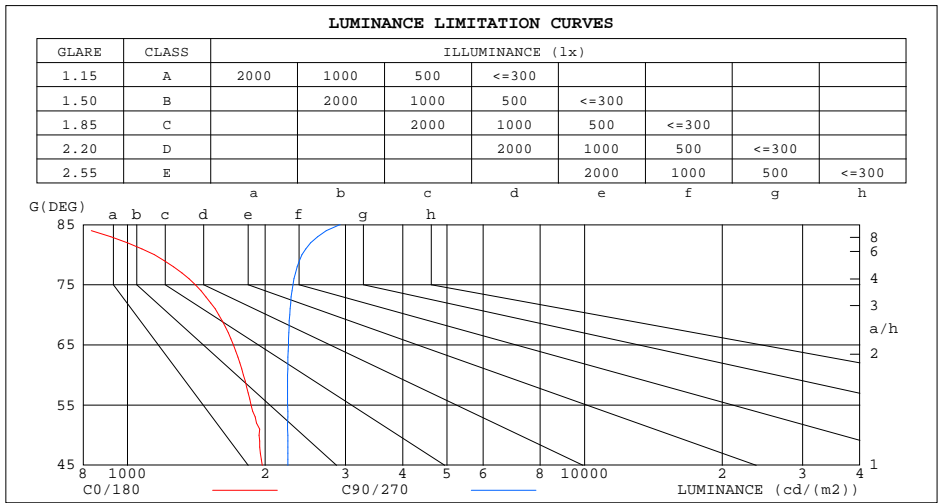
%lum = 78.6%
%lamp = 78.6%

C Range: 0 - 360DEG
C Interval: 15.0DEG
Test Speed: HIGH
Temperature:25.3DEG
Operators:XIAOMI
Test Date:2023-04-27

γ Range: 0 - 90DEG
 γ Interval: 1.0DEG
Test System:EVERFINE GO-3000H_V1 SYSTEM V2.00.411
Humidity:65.0%
Test Distance:9.000m [K=1.0000]
Remarks:

LUMINANCE LIMITATION CURVES

Test:U:24.016V I:0.2447A P:5.8774W PF:1.0000 Freq:50.00Hz Lamp Flux:122.004x1 lm		
NAME: UN-BJ-DMX-DC24-5050RGBW-60D10S-18-9xx-2020-YYEB65绿光	WEIGHT:	
SPEC.:	DIM.:	SERIAL No.:
MFR.:	SUR.:1000*20mm	



LUMINANCE cd/(m2)		
G(DEG)	C0/180	C90/270
85	739	2918
80	1145	2410
75	1407	2302
70	1584	2264
65	1706	2250
60	1792	2242
55	1865	2241
50	1940	2242
45	1972	2245

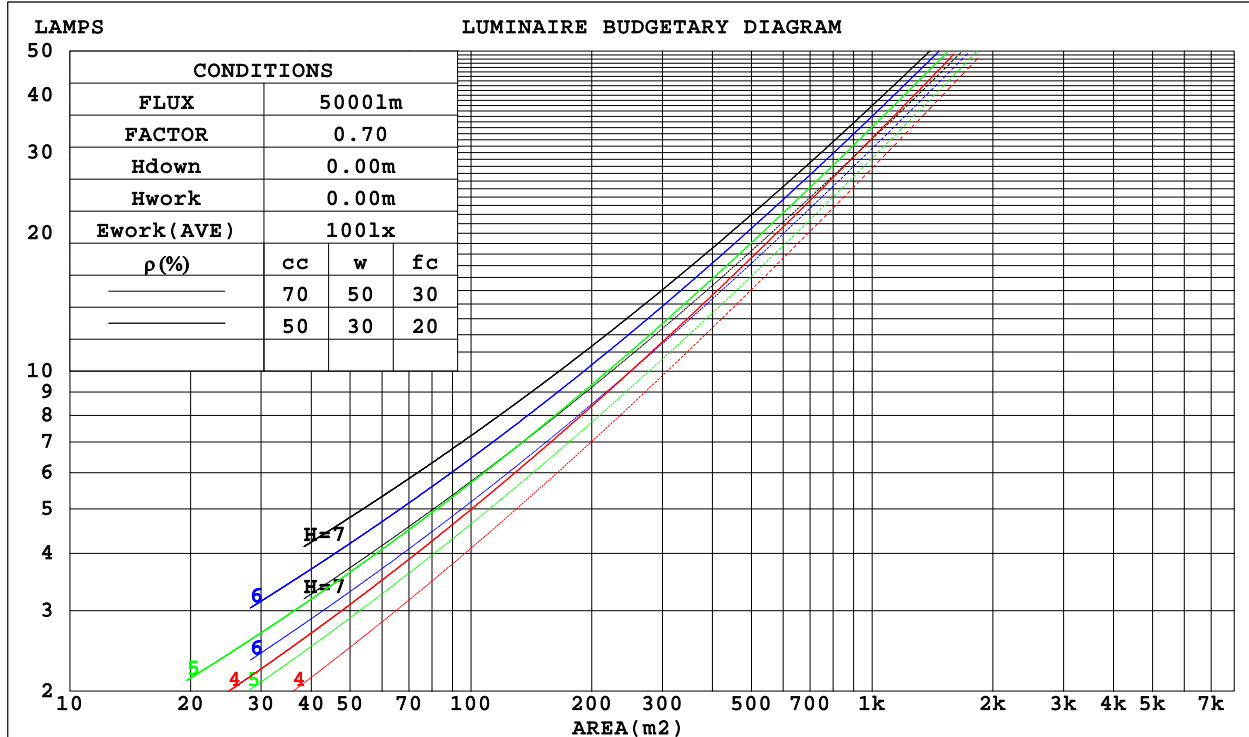
C Range: 0 - 360DEG
 C Interval: 15.0DEG
 Test Speed: HIGH
 Temperature: 25.3DEG
 Operators: XIAOMI
 Test Date: 2023-04-27

γ Range: 0 - 90DEG
 γ Interval: 1.0DEG
 Test System: EVERFINE GO-3000H_V1 SYSTEM V2.00.411
 Humidity: 65.0%
 Test Distance: 9.000m [K=1.0000]
 Remarks:

CU AND LUMINAIRE BUDGETARY ESTIMATE DIAGRAM

Test:U:24.016V I:0.2447A P:5.8774W PF:1.0000 Freq:50.00Hz Lamp Flux:122.004x1 lm		
NAME: UN-BJ-DMX-DC24-5050RGBW-60D10S-18-9xx-2020-ZYEB65绿光		WEIGHT:
SPEC.:	DIM.:	SERIAL No.:
MFR.:	SUR.:1000*20mm	

ρ_{cc}	80%			70%			50%			30%			10%			0
ρ_w	50%	30%	10%	50%	30%	10%	50%	30%	10%	50%	30%	10%	50%	30%	10%	0
ρ_{fc}	20%			20%			20%			20%			20%			0
RCR	RCR:Room Cavity Ratio						Coefficients of Utilization(CU)									
0.0	1.19	1.19	1.19	1.16	1.16	1.16	1.11	1.11	1.11	1.06	1.06	1.06	1.02	1.02	1.02	1.00
1.0	1.04	.99	.95	1.01	.97	.94	.97	.94	.91	.93	.91	.88	.90	.87	.85	.83
2.0	.90	.83	.78	.88	.82	.77	.85	.80	.75	.82	.77	.73	.79	.75	.72	.69
3.0	.79	.71	.64	.78	.70	.64	.75	.68	.63	.72	.66	.62	.69	.65	.61	.58
4.0	.70	.61	.55	.69	.61	.54	.66	.59	.53	.64	.58	.53	.62	.56	.52	.50
5.0	.63	.54	.47	.62	.53	.47	.59	.52	.46	.58	.51	.46	.56	.50	.45	.43
6.0	.57	.48	.41	.56	.47	.41	.54	.46	.41	.52	.45	.40	.50	.44	.40	.38
7.0	.51	.42	.36	.50	.42	.36	.49	.41	.36	.47	.41	.36	.46	.40	.35	.33
8.0	.47	.38	.32	.46	.38	.32	.45	.37	.32	.43	.37	.32	.42	.36	.32	.30
9.0	.43	.35	.29	.42	.34	.29	.41	.34	.29	.40	.33	.29	.39	.33	.29	.27
10.0	.40	.32	.26	.39	.31	.26	.38	.31	.26	.37	.31	.26	.36	.30	.26	.24



C Range: 0 - 360DEG
 C Interval: 15.0DEG
 Test Speed: HIGH
 Temperature:25.3DEG
 Operators:XIAOMI
 Test Date:2023-04-27

γ Range: 0 - 90DEG
 γ Interval: 1.0DEG
 Test System:EVERFINE GO-3000H_V1 SYSTEM V2.00.411
 Humidity:65.0%
 Test Distance:9.000m [K=1.0000]
 Remarks:

WEC AND CCEC

Test:U:24.016V I:0.2447A P:5.8774W PF:1.0000 Freq:50.00Hz Lamp Flux:122.004x1 lm		
NAME: UN-BJ-DMX-DC24-5050RGBW-60D10S-18-9xx-2020-ZYEB65绿光		WEIGHT:
SPEC.:	DIM.:	SERIAL No.:
MFR.:	SUR.:1000*20mm	

pcc	80%			70%			50%			30%			10%			0
pw	50%	30%	10%	50%	30%	10%	50%	30%	10%	50%	30%	10%	50%	30%	10%	0
pfc	20%			20%			20%			20%			20%			0
RCR	RCR:Room Cavity Ratio						Wall Exitance Coefficients(WEC)									
0.0																
1.0	.313	.178	.056	.306	.175	.055	.293	.168	.054	.281	.162	.052	.269	.156	.050	
2.0	.293	.161	.049	.287	.158	.049	.275	.153	.047	.264	.148	.046	.254	.144	.045	
3.0	.270	.144	.043	.265	.142	.043	.255	.138	.042	.245	.134	.041	.236	.131	.040	
4.0	.249	.130	.038	.244	.128	.038	.235	.125	.037	.227	.122	.037	.219	.119	.036	
5.0	.230	.117	.034	.226	.116	.034	.218	.113	.033	.210	.111	.033	.203	.109	.033	
6.0	.213	.107	.031	.210	.106	.030	.202	.104	.030	.196	.102	.030	.189	.100	.030	
7.0	.199	.098	.028	.195	.097	.028	.189	.095	.027	.183	.094	.027	.177	.092	.027	
8.0	.186	.091	.025	.182	.090	.025	.177	.088	.025	.171	.087	.025	.166	.085	.025	
9.0	.174	.084	.023	.171	.083	.023	.166	.082	.023	.161	.081	.023	.156	.079	.023	
10.0	.163	.078	.022	.161	.078	.022	.156	.077	.022	.152	.075	.021	.148	.074	.021	

pcc	80%			70%			50%			30%			10%			0
pw	50%	30%	10%	50%	30%	10%	50%	30%	10%	50%	30%	10%	50%	30%	10%	0
pfc	20%			20%			20%			20%			20%			0
RCR	RCR:Room Cavity Ratio						Ceiling Cavity Exitance Coefficients(CCEC)									
0.0	.190	.190	.190	.163	.163	.163	.111	.111	.111	.064	.064	.064	.020	.020	.020	
1.0	.181	.156	.134	.154	.134	.115	.106	.092	.080	.061	.053	.046	.019	.017	.015	
2.0	.172	.132	.098	.148	.114	.085	.101	.079	.059	.058	.046	.035	.019	.015	.011	
3.0	.165	.114	.074	.141	.099	.064	.097	.069	.045	.056	.040	.027	.018	.013	.009	
4.0	.157	.101	.058	.135	.087	.051	.093	.061	.036	.054	.036	.021	.017	.012	.007	
5.0	.149	.091	.047	.128	.078	.041	.088	.055	.029	.051	.032	.017	.016	.010	.006	
6.0	.142	.082	.039	.122	.071	.034	.084	.050	.024	.049	.029	.014	.016	.010	.005	
7.0	.135	.075	.033	.116	.065	.029	.080	.046	.021	.047	.027	.012	.015	.009	.004	
8.0	.129	.070	.029	.111	.060	.025	.077	.042	.018	.045	.025	.011	.014	.008	.004	
9.0	.123	.065	.025	.106	.056	.022	.073	.039	.016	.043	.023	.009	.014	.008	.003	
10.0	.117	.060	.022	.101	.052	.020	.070	.037	.014	.041	.022	.008	.013	.007	.003	

C Range: 0 - 360DEG
 C Interval: 15.0DEG
 Test Speed: HIGH
 Temperature:25.3DEG
 Operators:XIAOMI
 Test Date:2023-04-27

γ Range: 0 - 90DEG
 γ Interval: 1.0DEG
 Test System:EVERFINE GO-3000H_V1 SYSTEM V2.00.411
 Humidity:65.0%
 Test Distance:9.000m [K=1.0000]
 Remarks:

UGR(Unified Glare Rating) Table

Test:U:24.016V I:0.2447A P:5.8774W PF:1.0000 Freq:50.00Hz Lamp Flux:122.004x1 lm										
NAME: UN-BJ-DMX-DC24-5050RGBW-60D10S-18-9xx-2020-ZYEB65绿光						WEIGHT:				
SPEC.:						DIM.:				
MFR.:						SUR.:1000*20mm				
ceiling/cavity	0.7	0.7	0.5	0.5	0.3	0.7	0.7	0.5	0.5	0.3
walls	0.5	0.3	0.5	0.3	0.3	0.5	0.3	0.5	0.3	0.3
working plane	0.2	0.2	0.2	0.2	0.2	0.2	0.2	0.2	0.2	0.2
Room dimensions	Viewed crosswise					Viewed endwise				
x = 2H y = 2H	14.9	16.4	15.2	16.6	16.9	15.6	17.2	15.9	17.4	17.6
3H	16.3	17.8	16.6	18.0	18.2	17.4	18.9	17.7	19.1	19.3
4H	16.9	18.2	17.2	18.5	18.7	18.3	19.6	18.6	19.9	20.1
6H	17.2	18.5	17.5	18.7	19.0	19.0	20.3	19.3	20.5	20.8
8H	17.3	18.5	17.6	18.8	19.1	19.3	20.5	19.7	20.8	21.1
12H	17.3	18.5	17.6	18.7	19.1	19.6	20.8	20.0	21.1	21.4
4H 2H	15.5	16.9	15.9	17.1	17.4	16.1	17.4	16.4	17.7	18.0
3H	17.1	18.3	17.5	18.6	18.9	18.0	19.2	18.4	19.5	19.8
4H	17.8	18.8	18.1	19.2	19.5	19.0	20.0	19.3	20.4	20.7
6H	18.2	19.1	18.6	19.5	19.9	19.8	20.8	20.2	21.1	21.5
8H	18.3	19.2	18.7	19.6	19.9	20.2	21.1	20.6	21.5	21.8
12H	18.3	19.2	18.8	19.5	20.0	20.6	21.4	21.0	21.8	22.2
8H 4H	18.0	18.9	18.4	19.3	19.7	19.1	20.0	19.5	20.4	20.8
6H	18.6	19.3	19.0	19.7	20.1	20.1	20.8	20.5	21.2	21.6
8H	18.7	19.4	19.2	19.8	20.3	20.5	21.2	21.0	21.6	22.1
12H	18.8	19.4	19.3	19.8	20.3	21.0	21.6	21.5	22.0	22.5
12H 4H	18.0	18.9	18.5	19.3	19.7	19.1	19.9	19.5	20.3	20.7
6H	18.6	19.3	19.1	19.7	20.2	20.1	20.7	20.5	21.2	21.6
8H	18.8	19.4	19.3	19.8	20.3	20.6	21.1	21.1	21.6	22.1
Variations with the observer position at spacings:										
S = 1.0H	+ 0.2 / - 0.2					+ 0.1 / - 0.1				
1.5H	+ 0.2 / - 0.3					+ 0.2 / - 0.2				
2.0H	+ 0.2 / - 0.2					+ 0.3 / - 0.4				

CIE Pub.117, 122.0 lm Total Lamp Luminous Flux Corrected (8log(F/F0) = -7.3)
Area: 0.02 m2

C Range: 0 - 360DEG
C Interval: 15.0DEG
Test Speed: HIGH
Temperature:25.3DEG
Operators:XIAOMI
Test Date:2023-04-27

γ Range: 0 - 90DEG
γ Interval: 1.0DEG
Test System:EVERFINE GO-3000H_V1 SYSTEM V2.00.411
Humidity:65.0%
Test Distance:9.000m [K=1.0000]
Remarks:

UTILIZATION FACTORS TABLE

Test:U:24.016V I:0.2447A P:5.8774W PF:1.0000 Freq:50.00Hz Lamp Flux:122.004x1 lm		
NAME: UN-BJ-DMX-DC24-5050RGBW-60D10S-18-9xx-2020-ZYEB65绿光	WEIGHT:	
SPEC.:	DIM.:	SERIAL No.:
MFR.:	SUR.:1000*20mm	

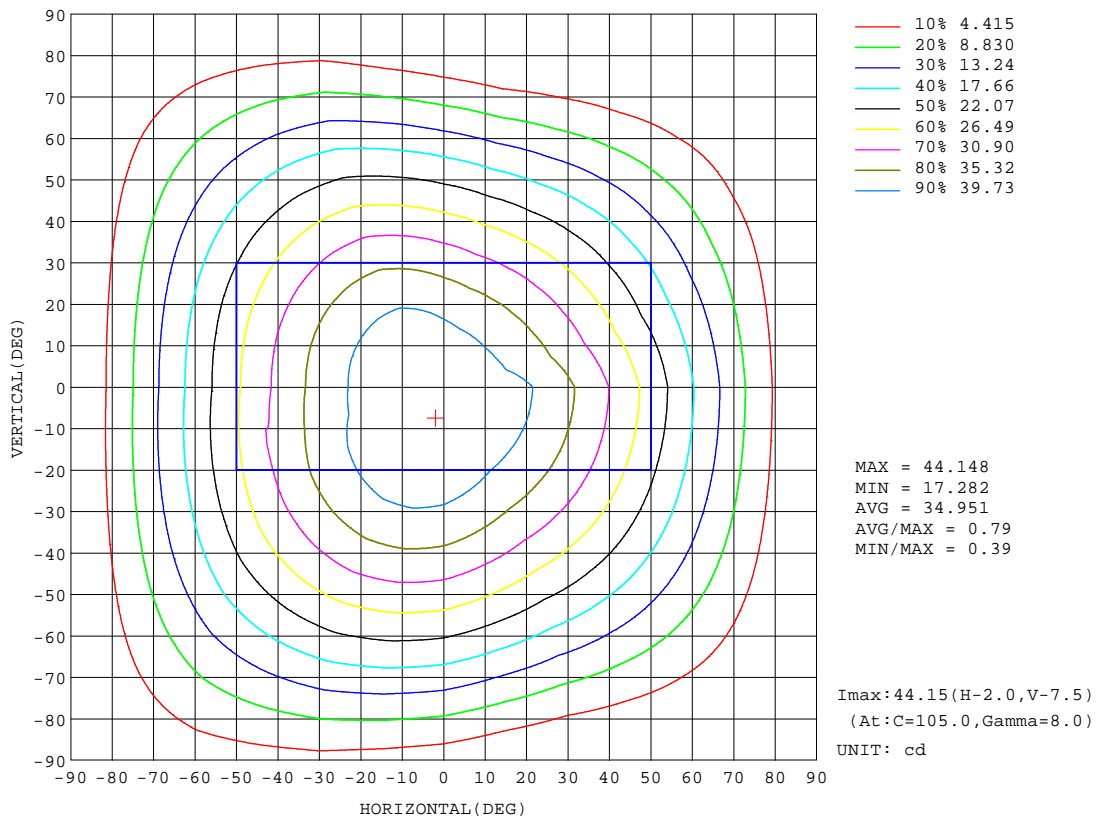
REFLECTANCE										
Ceiling	0.8	0.8	0.8	0.7	0.7	0.7	0.5	0.5	0.5	0
Walls	0.7	0.5	0.3	0.7	0.5	0.3	0.7	0.5	0.3	0
Working plane	0.2	0.2	0.2	0.2	0.2	0.2	0.2	0.2	0.2	0
ROOM INDEX	UTILIZATION FACTORS(PERCENT) k(RI) x RCR = 5									
k = 0.60	58	46	39	57	46	39	56	45	39	32
0.80	68	56	49	67	56	49	65	55	48	41
1.00	76	65	58	75	64	57	73	66	57	50
1.25	83	73	65	82	72	65	79	70	64	57
1.50	88	78	71	86	77	71	83	75	70	62
2.00	95	86	80	93	85	79	90	83	78	70
2.50	99	91	85	97	90	84	93	87	82	74
3.00	102	95	90	100	94	89	96	91	86	78
4.00	106	100	96	104	99	94	99	95	92	83
5.00	109	104	100	106	102	98	102	98	95	86
ROOM INDEX	UF(total)									Direct
According to DIN EN 13032-2 2004			Suspended				SHRNOM = 1.25			

C Range: 0 - 360DEG
 C Interval: 15.0DEG
 Test Speed: HIGH
 Temperature:25.3DEG
 Operators:XIAOMI
 Test Date:2023-04-27

γ Range: 0 - 90DEG
 γ Interval: 1.0DEG
 Test System:EVERFINE GO-3000H_V1 SYSTEM V2.00.411
 Humidity:65.0%
 Test Distance:9.000m [K=1.0000]
 Remarks:

ISOCANDELA DIAGRAM

Test:U:24.016V I:0.2447A P:5.8774W PF:1.0000 Freq:50.00Hz Lamp Flux:122.004x1 lm		
NAME: UN-BJ-DMX-DC24-5050RGBW-60D10S-18-9xx-2020-ZYEB65绿光	WEIGHT:	
SPEC.:	DIM.:	SERIAL No.:
MFR.:	SUR.:1000*20mm	



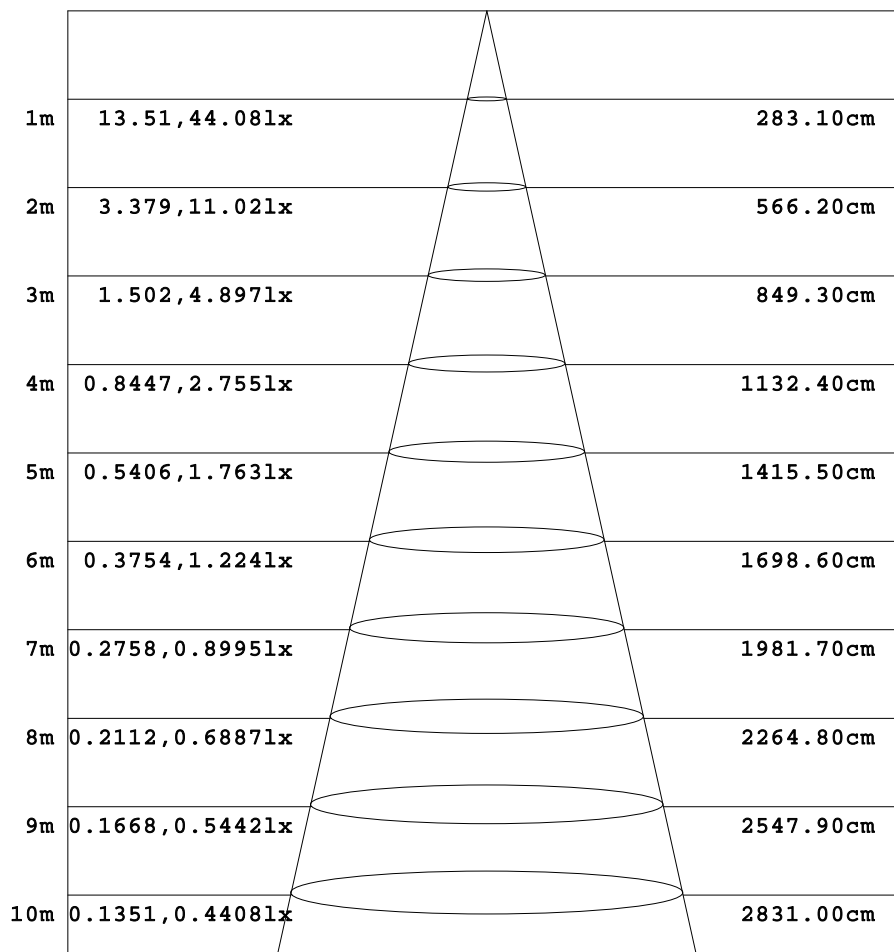
C Range: 0 - 360DEG
 C Interval: 15.0DEG
 Test Speed: HIGH
 Temperature: 25.3DEG
 Operators: XIAOMI
 Test Date: 2023-04-27

γ Range: 0 - 90DEG
 γ Interval: 1.0DEG
 Test System: EVERFINE GO-3000H_V1 SYSTEM V2.00.411
 Humidity: 65.0%
 Test Distance: 9.000m [K=1.0000]
 Remarks:

AAI Figure

Test:U:24.016V I:0.2447A P:5.8774W PF:1.0000 Freq:50.00Hz Lamp Flux:122.004x1 lm		
NAME: UN-BJ-DMX-DC24-5050RGBW-60D10S-18-9xx-2020-ZYEB65绿光	WEIGHT:	
SPEC.:	DIM.:	SERIAL No.:
MFR.:	SUR.:1000*20mm	

Flux out:86.60 lm



Height Eavg, Emax Angle:109.52deg Diameter

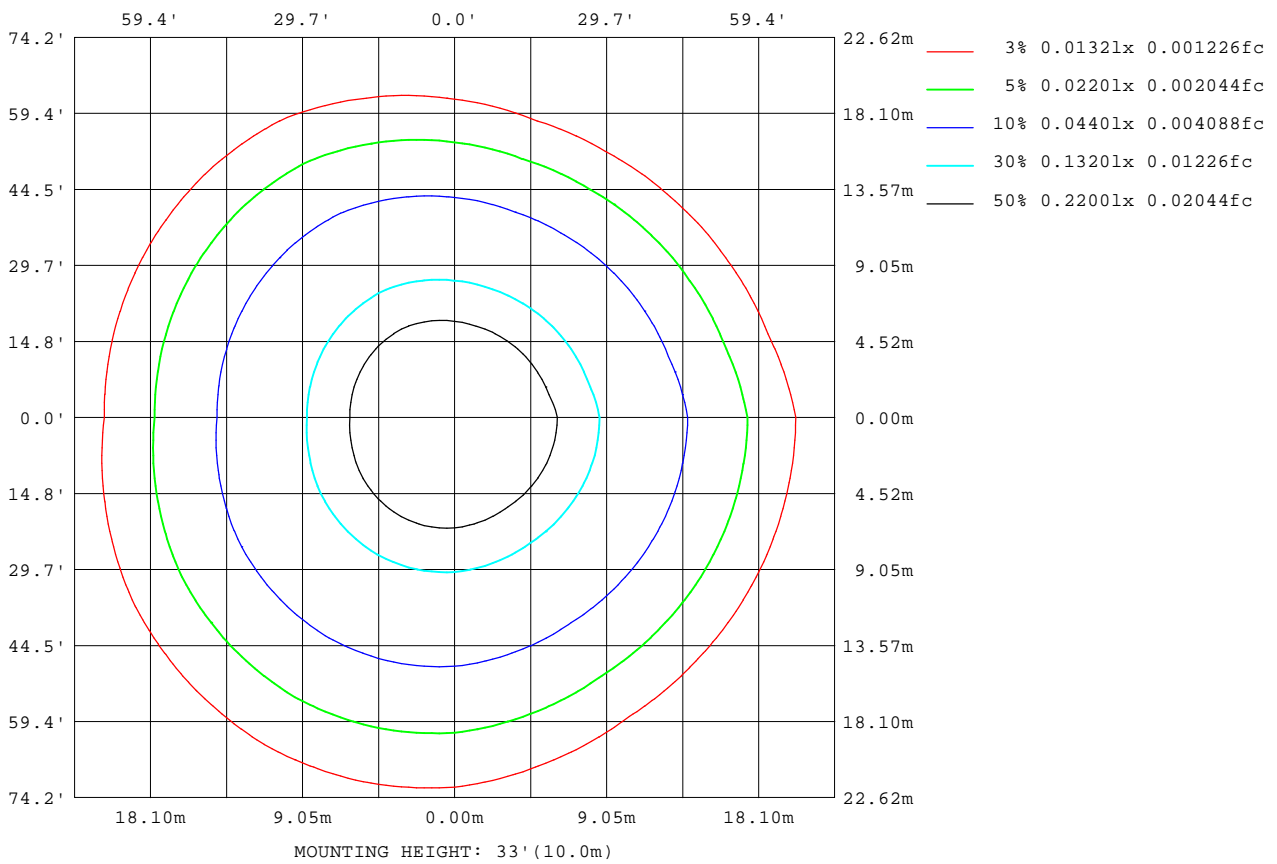
Note:The Curves indicate the illuminated area and the average illumination when the luminaire is at different distance.

C Range: 0 - 360DEG
 C Interval: 15.0DEG
 Test Speed: HIGH
 Temperature:25.3DEG
 Operators:XIAOMI
 Test Date:2023-04-27

γ Range: 0 - 90DEG
 γ Interval: 1.0DEG
 Test System:EVERFINE GO-3000H_V1 SYSTEM V2.00.411
 Humidity:65.0%
 Test Distance:9.000m [K=1.0000]
 Remarks:

ISOLUX DIAGRAM

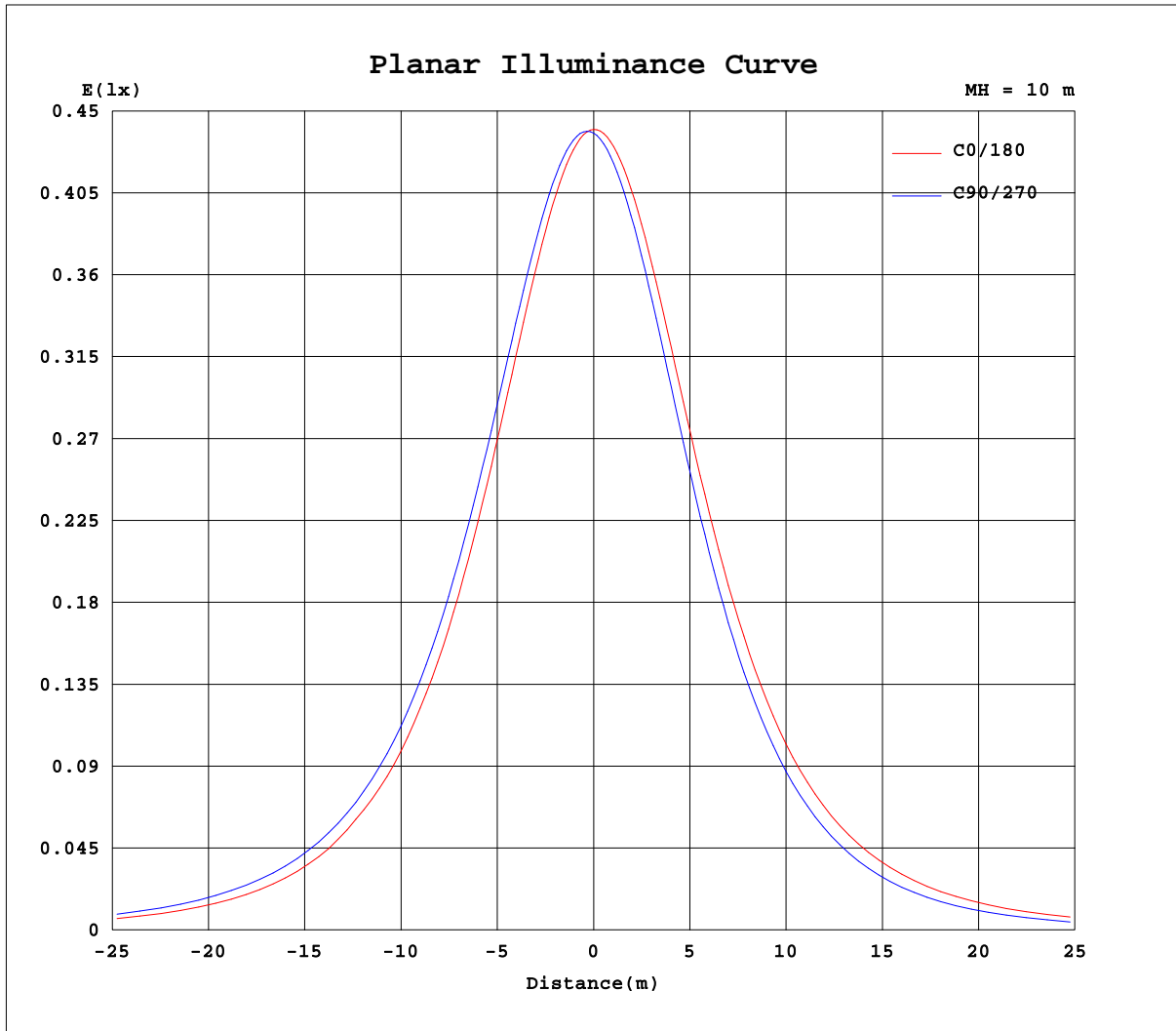
Test:U:24.016V I:0.2447A P:5.8774W PF:1.0000 Freq:50.00Hz Lamp Flux:122.004x1 lm		
NAME: UN-BJ-DMX-DC24-5050RGBW-60D10S-18-9xx-2020-ZYEB65绿光	WEIGHT:	
SPEC.:	DIM.:	SERIAL No.:
MFR.:	SUR.:1000*20mm	



C Range: 0 - 360DEG
 C Interval: 15.0DEG
 Test Speed: HIGH
 Temperature: 25.3DEG
 Operators: XIAOMI
 Test Date: 2023-04-27

γ Range: 0 - 90DEG
 γ Interval: 1.0DEG
 Test System: EVERFINE GO-3000H_V1 SYSTEM V2.00.411
 Humidity: 65.0%
 Test Distance: 9.000m [K=1.0000]
 Remarks:

Planar Illuminance Curve



C Range: 0 - 360DEG
C Interval: 15.0DEG
Test Speed: HIGH
Temperature: 25.3DEG
Operators: XIAOMI
Test Date: 2023-04-27

γ Range: 0 - 90DEG
 γ Interval: 1.0DEG
Test System: EVERFINE GO-3000H_V1 SYSTEM V2.00.411
Humidity: 65.0%
Test Distance: 9.000m [K=1.0000]
Remarks:

LUMINOUS DISTRIBUTION INTENSITY DATA

Test:U:24.016V I:0.2447A P:5.8774W PF:1.0000 Freq:50.00Hz Lamp Flux:122.004x1 lm		
NAME: UN-BJ-DMX-DC24-5050RGBW-60D10S-18-9xx-2020-ZYEB65绿光		WEIGHT:
SPEC.:	DIM.:	SERIAL No.:
MFR.:	SUR.:1000*20mm	

Table--1 UNIT: cd

C(DEG) γ (DEG)	0	15	30	45	60	75	90	105	120	135	150	165	180	195	210	225	240	255	270
0	44.0	44.0	44.0	44.1	44.1	44.0	43.8	43.6	43.5	43.2	43.0	42.9	44.0	44.0	44.0	44.1	44.1	44.0	43.8
5	43.7	43.7	43.8	43.8	43.9	44.1	44.1	44.1	44.0	43.7	43.4	43.0	43.8	43.9	43.9	43.9	43.8	43.5	43.0
10	43.0	43.0	43.0	43.1	43.3	43.7	44.0	44.1	44.0	43.7	43.3	42.7	43.3	43.3	43.3	43.2	43.1	42.5	41.8
15	41.8	41.8	41.9	42.0	42.2	42.8	43.4	43.7	43.7	43.3	42.7	42.0	42.2	42.3	42.2	42.1	41.9	41.1	40.2
20	40.3	40.3	40.3	40.5	40.8	41.6	42.4	42.8	42.8	42.4	41.8	40.8	40.8	40.8	40.8	40.7	40.4	39.4	38.3
25	38.3	38.3	38.4	38.6	38.9	39.9	40.9	41.5	41.6	41.1	40.4	39.3	39.0	39.1	39.0	38.8	38.4	37.3	36.0
30	36.1	36.1	36.2	36.3	36.7	37.9	39.1	39.7	39.9	39.4	38.6	37.5	36.9	36.9	36.9	36.7	36.2	34.9	33.5
35	33.6	33.5	33.6	33.8	34.3	35.6	36.9	37.7	37.9	37.4	36.6	35.3	34.5	34.5	34.5	34.2	33.7	32.2	30.7
40	30.8	30.8	30.9	31.1	31.5	32.9	34.5	35.3	35.5	35.0	34.2	32.8	31.8	31.9	31.8	31.6	31.0	29.4	27.8
45	27.9	27.9	27.9	28.1	28.6	30.1	31.7	32.7	32.9	32.4	31.8	30.3	28.9	29.0	28.9	28.7	28.1	26.4	24.7
50	24.9	24.6	24.7	24.9	25.5	27.0	28.8	29.8	30.1	29.6	28.7	27.2	25.9	26.0	25.9	25.6	25.0	23.2	21.4
55	21.4	21.3	21.4	21.6	22.2	23.8	25.7	26.7	27.1	26.5	25.7	24.1	22.7	22.8	22.7	22.4	21.7	19.8	18.0
60	17.9	17.9	18.0	18.2	18.8	20.5	22.4	23.4	23.8	23.3	22.5	20.9	19.3	19.4	19.3	19.0	18.4	16.4	14.5
65	14.4	14.4	14.4	14.7	15.3	17.0	19.0	20.0	20.5	20.0	19.2	17.5	15.9	16.0	15.9	15.6	14.9	12.8	10.9
70	10.8	10.8	10.9	11.1	11.7	13.4	15.5	16.5	17.0	16.5	15.7	14.1	12.3	12.4	12.3	12.0	11.3	9.29	7.45
75	7.28	7.23	7.31	7.55	8.13	9.83	11.9	12.9	13.4	12.9	12.2	10.6	8.77	8.90	8.78	8.46	7.81	5.86	4.26
80	3.98	3.94	4.03	4.28	4.82	6.39	8.37	9.34	9.81	9.31	8.61	7.09	5.35	5.48	5.37	5.09	4.54	2.96	1.76
85	1.29	1.30	1.42	1.66	2.10	3.34	5.09	5.89	6.35	5.87	5.23	3.85	2.46	2.52	2.49	2.32	1.95	1.07	0.59
90	0.17	0.18	0.21	0.29	0.47	1.13	2.37	2.90	3.32	2.88	2.39	1.42	0.75	0.85	0.87	0.83	0.72	0.41	0.24

C Range: 0 - 360DEG
 C Interval: 15.0DEG
 Test Speed: HIGH
 Temperature:25.3DEG
 Operators:XIAOMI
 Test Date:2023-04-27

γ Range: 0 - 90DEG
 γ Interval: 1.0DEG
 Test System:EVERFINE GO-3000H_V1 SYSTEM V2.00.411
 Humidity:65.0%
 Test Distance:9.000m [K=1.0000]
 Remarks:

LUMINOUS DISTRIBUTION INTENSITY DATA

Test:U:24.016V I:0.2447A P:5.8774W PF:1.0000 Freq:50.00Hz Lamp Flux:122.004x1 lm		
NAME: UN-BJ-DMX-DC24-5050RGBW-60D10S-18-9xx-2020-ZYEB65綠光	WEIGHT:	
SPEC.:	DIM.:	SERIAL No.:
MFR.:	SUR.:1000*20mm	

Table--2

UNIT: cd

C(DEG) γ (DEG)	285	300	315	330	345															
0	43.6	43.5	43.2	43.0	42.9															
5	42.7	42.5	42.3	42.2	42.3															
10	41.3	41.1	41.0	41.1	41.3															
15	39.6	39.4	39.3	39.5	39.9															
20	37.5	37.3	37.2	37.6	38.2															
25	35.1	34.9	34.9	35.3	36.1															
30	32.5	32.2	32.3	32.8	33.7															
35	29.6	29.3	29.5	30.1	31.1															
40	26.6	26.3	26.5	27.1	28.3															
45	23.4	23.0	23.3	24.0	25.2															
50	20.0	19.6	20.0	20.8	22.1															
55	16.6	16.2	16.6	17.4	18.8															
60	13.0	12.7	13.1	14.0	15.4															
65	9.42	9.16	9.55	10.5	11.9															
70	5.96	5.84	6.14	7.01	8.39															
75	2.99	2.90	3.08	3.83	5.07															
80	1.06	0.95	0.96	1.34	2.21															
85	0.34	0.32	0.29	0.32	0.48															
90	0.18	0.20	0.20	0.22	0.24															

C Range: 0 - 360DEG
 C Interval: 15.0DEG
 Test Speed: HIGH
 Temperature:25.3DEG
 Operators:XIAOMI
 Test Date:2023-04-27

γ Range: 0 - 90DEG
 γ Interval: 1.0DEG
 Test System:EVERFINE GO-3000H_V1 SYSTEM V2.00.411
 Humidity:65.0%
 Test Distance:9.000m [K=1.0000]
 Remarks: