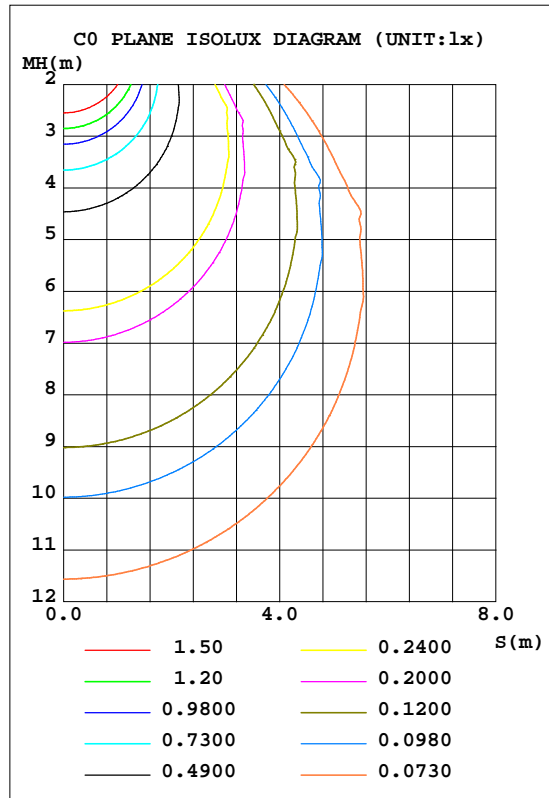
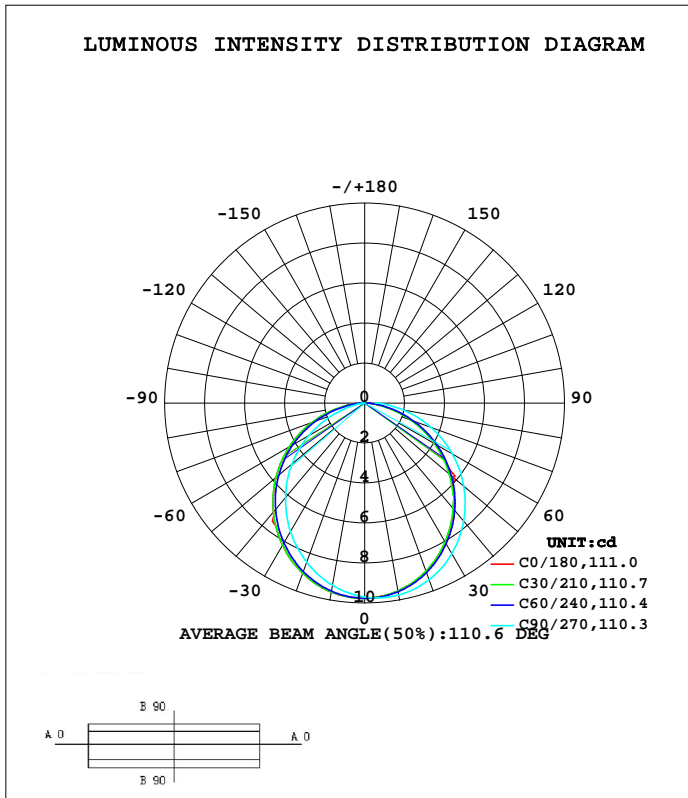


LUMINAIRE PHOTOMETRIC TEST REPORT

Test:U:24.016V I:0.2443A P:5.8662W PF:1.0000 Freq:50.00Hz Lamp Flux:27.1931x1 lm		
NAME: UN-BJ-DMX-DC24-5050RGBW-60D10S-18-9xx-2020-ZYEB65蓝光		WEIGHT:
SPEC.:	DIM.:	SERIAL No.:
MFR.:	SUR.:1000*20mm	

DATA OF LAMP		PHOTOMETRIC DATA			Eff: 4.64 lm/W
MODEL		I _{max} (cd)	9.779	S/MH(C0/180)	1.25
NOMINAL POWER(W)		LOR(%)	100.0	S/MH(C90/270)	1.15
RATED VOLTAGE(V)	--	TOTAL FLUX(lm)	27.193	η UP, DN(C0-180)	0.0, 54.8
NOMINAL FLUX(lm)	27.1931	CIE CLASS	DIRECT	η UP, DN(C180-360)	0.0, 45.2
LAMPS INSIDE	1	η up(%)	0.0	CIBSE SHR NOM	1.25
TEST VOLTAGE(V)	--	η down(%)	100.0	CIBSE SHR MAX	1.35



C Range: 0 - 360DEG
 C Interval: 15.0DEG
 Test Speed: HIGH
 Temperature:25.3DEG
 Operators:XIAOMI
 Test Date:2023-04-27

γ Range: 0 - 90DEG
 γ Interval: 1.0DEG
 Test System:EVERFINE GO-3000H_V1 SYSTEM V2.00.411
 Humidity:65.0%
 Test Distance:9.000m [K=1.0000]
 Remarks:

ZONAL FLUX DIAGRAM

ZONAL FLUX DIAGRAM:

γ	C0	C45	C90	C135	C180	C225	C270	C315	γ	Φ zone	Φ total	%lum,lamp
10	9.542	9.554	9.746	9.667	9.599	9.584	9.257	9.042	0- 10	0.9131	0.9131	3.36,3.36
20	8.959	8.969	9.407	9.399	9.069	9.039	8.475	8.215	10- 20	2.606	3.519	12.9,12.9
30	8.055	8.067	8.704	8.768	8.218	8.174	7.427	7.124	20- 30	3.923	7.442	27.4,27.4
40	6.920	6.910	7.702	7.827	7.107	7.052	6.171	5.829	30- 40	4.696	12.14	44.6,44.6
50	5.787	5.553	6.472	6.637	5.791	5.742	4.764	4.387	40- 50	4.852	16.99	62.5,62.5
60	4.038	4.052	5.053	5.262	4.332	4.284	3.208	2.837	50- 60	4.355	21.34	78.5,78.5
70	2.449	2.456	3.515	3.741	2.768	2.706	1.620	1.282	60- 70	3.306	24.65	90.6,90.6
80	0.9103	0.9371	1.918	2.145	1.200	1.153	0.3676	0.1745	70- 80	1.901	26.55	97.6,97.6
90	0.0472	0.0559	0.5588	0.6802	0.1648	0.1822	0.0414	0.0366	80- 90	0.6425	27.19	100,100
100									90-100			
110									100-110			
120									110-120			
130									120-130			
140									130-140			
150									140-150			
160									150-160			
170									160-170			
180									170-180			
DEG	LUMINOUS INTENSITY:cd									UNIT:lm		

Conical surface Flux(90deg): 14.587 lm

%lum = 53.6%
 %lamp = 53.6%

Conical surface Flux(120deg): 21.344 lm

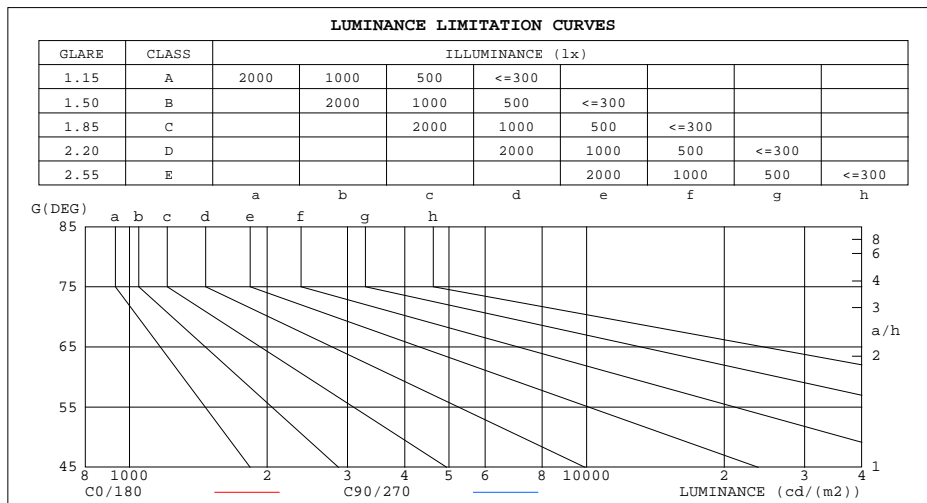
%lum = 78.5%
 %lamp = 78.5%

C Range: 0 - 360DEG
 C Interval: 15.0DEG
 Test Speed: HIGH
 Temperature:25.3DEG
 Operators:XIAOMI
 Test Date:2023-04-27

γ Range: 0 - 90DEG
 γ Interval: 1.0DEG
 Test System:EVERFINE GO-3000H_V1 SYSTEM V2.00.411
 Humidity:65.0%
 Test Distance:9.000m [K=1.0000]
 Remarks:

LUMINANCE LIMITATION CURVES

Test:U:24.016V I:0.2443A P:5.8662W PF:1.0000 Freq:50.00Hz Lamp Flux:27.1931x1 lm		
NAME: UN-BJ-DMX-DC24-5050RGBW-60D10S-18-9xx-2020-zyfb65蓝光		WEIGHT:
SPEC.:	DIM.:	SERIAL No.:
MFR.:	SUR.:1000*20mm	



LUMINANCE cd/(m2)		
G(DEG)	C0/180	C90/270
85	172	675
80	262	552
75	319	525
70	358	514
65	385	508
60	404	505
55	420	504
50	450	503
45	446	503

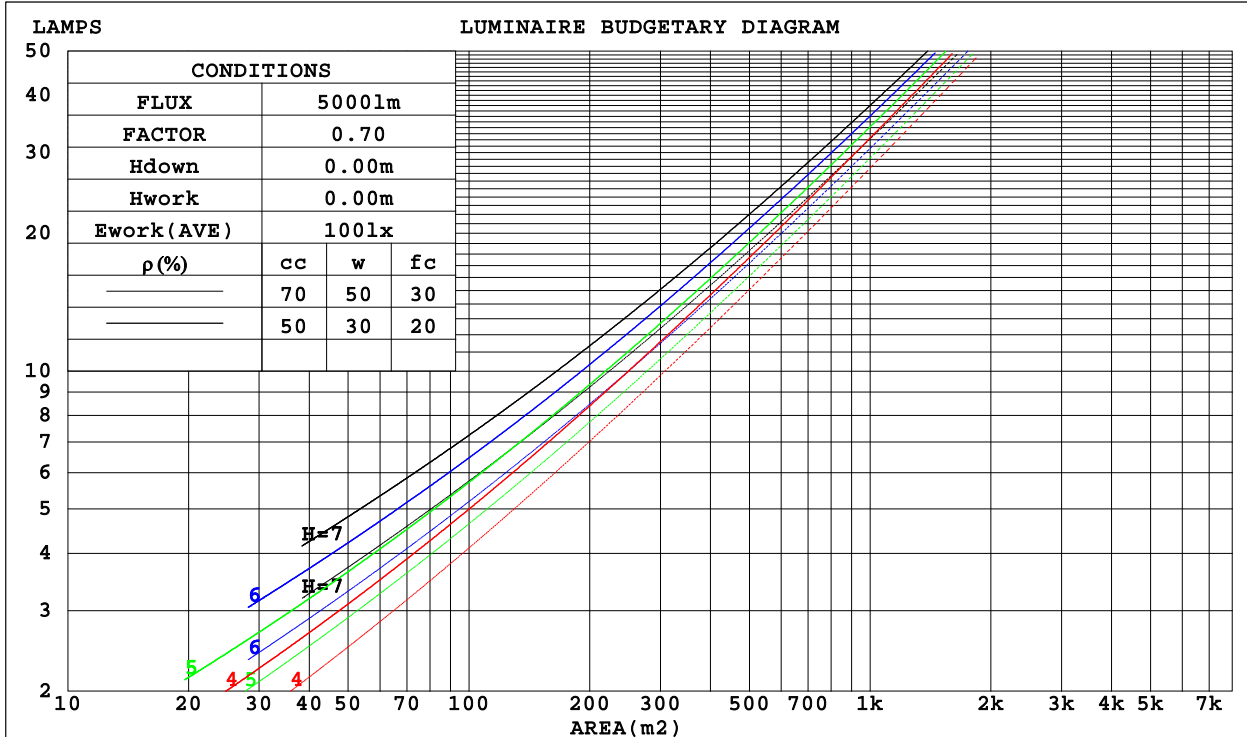
C Range: 0 - 360DEG
 C Interval: 15.0DEG
 Test Speed: HIGH
 Temperature:25.3DEG
 Operators:XIAOMI
 Test Date:2023-04-27

γ Range: 0 - 90DEG
 γ Interval: 1.0DEG
 Test System:EVERFINE GO-3000H_V1 SYSTEM V2.00.411
 Humidity:65.0%
 Test Distance:9.000m [K=1.0000]
 Remarks:

CU AND LUMINAIRE BUDGETARY ESTIMATE DIAGRAM

Test:U:24.016V I:0.2443A P:5.8662W PF:1.0000 Freq:50.00Hz Lamp Flux:27.1931lx1 lm		
NAME: UN-BJ-DMX-DC24-5050RGBW-60D10S-18-9xx-2020-ZYEB65蓝光		WEIGHT:
SPEC.:	DIM.:	SERIAL No.:
MFR.:	SUR.:1000*20mm	

ρ_{cc}	80%			70%			50%			30%			10%			0
ρ_w	50%	30%	10%	50%	30%	10%	50%	30%	10%	50%	30%	10%	50%	30%	10%	0
ρ_{fc}	20%			20%			20%			20%			20%			0
RCR	RCR:Room Cavity Ratio						Coefficients of Utilization(CU)									
0.0	1.19	1.19	1.19	1.16	1.16	1.16	1.11	1.11	1.11	1.06	1.06	1.06	1.02	1.02	1.02	.00
1.0	1.04	.99	.95	1.01	.97	.94	.97	.94	.91	.93	.91	.88	.90	.87	.85	.83
2.0	.90	.83	.78	.88	.82	.77	.85	.79	.75	.82	.77	.73	.78	.75	.71	.69
3.0	.79	.71	.64	.78	.70	.64	.75	.68	.63	.72	.66	.62	.69	.65	.60	.58
4.0	.70	.61	.55	.69	.61	.54	.66	.59	.53	.64	.58	.53	.62	.56	.52	.50
5.0	.63	.54	.47	.62	.53	.47	.59	.52	.46	.57	.51	.46	.56	.50	.45	.43
6.0	.56	.47	.41	.55	.47	.41	.54	.46	.40	.52	.45	.40	.50	.44	.40	.38
7.0	.51	.42	.36	.50	.42	.36	.49	.41	.36	.47	.41	.35	.46	.40	.35	.33
8.0	.47	.38	.32	.46	.38	.32	.45	.37	.32	.43	.37	.32	.42	.36	.32	.30
9.0	.43	.35	.29	.42	.34	.29	.41	.34	.29	.40	.33	.29	.39	.33	.28	.27
10.0	.40	.32	.26	.39	.31	.26	.38	.31	.26	.37	.31	.26	.36	.30	.26	.24



C Range: 0 - 360DEG
 C Interval: 15.0DEG
 Test Speed: HIGH
 Temperature:25.3DEG
 Operators:XIAOMI
 Test Date:2023-04-27

γ Range: 0 - 90DEG
 γ Interval: 1.0DEG
 Test System:EVERFINE GO-3000H_V1 SYSTEM V2.00.411
 Humidity:65.0%
 Test Distance:9.000m [K=1.0000]
 Remarks:

WEC AND CCEC

Test:U:24.016V I:0.2443A P:5.8662W PF:1.0000 Freq:50.00Hz Lamp Flux:27.1931x1 lm		
NAME: UN-BJ-DMX-DC24-5050RGBW-60D10S-18-9xx-2020-YYEB65蓝光		WEIGHT:
SPEC.:	DIM.:	SERIAL No.:
MFR.:	SUR.:1000*20mm	

ρcc	80%			70%			50%			30%			10%			0
ρw	50%	30%	10%	50%	30%	10%	50%	30%	10%	50%	30%	10%	50%	30%	10%	0
ρfc	20%			20%			20%			20%			20%			0
RCR	RCR:Room Cavity Ratio						Wall Exitance Coefficients(WEC)									
0.0																
1.0	.314	.179	.057	.307	.175	.056	.294	.168	.054	.281	.162	.052	.270	.157	.050	
2.0	.293	.161	.049	.287	.158	.049	.276	.153	.048	.265	.148	.046	.255	.144	.045	
3.0	.271	.144	.043	.265	.142	.043	.255	.138	.042	.245	.134	.041	.237	.131	.041	
4.0	.250	.130	.038	.245	.128	.038	.236	.125	.037	.227	.122	.037	.219	.119	.036	
5.0	.231	.118	.034	.226	.116	.034	.218	.114	.033	.211	.111	.033	.203	.109	.033	
6.0	.214	.107	.031	.210	.106	.031	.203	.104	.030	.196	.102	.030	.190	.100	.030	
7.0	.199	.098	.028	.195	.097	.028	.189	.096	.028	.183	.094	.027	.177	.092	.027	
8.0	.186	.091	.026	.183	.090	.025	.177	.088	.025	.171	.087	.025	.166	.085	.025	
9.0	.174	.084	.024	.171	.083	.023	.166	.082	.023	.161	.081	.023	.157	.080	.023	
10.0	.164	.078	.022	.161	.078	.022	.156	.077	.022	.152	.075	.021	.148	.074	.021	

ρcc	80%			70%			50%			30%			10%			0
ρw	50%	30%	10%	50%	30%	10%	50%	30%	10%	50%	30%	10%	50%	30%	10%	0
ρfc	20%			20%			20%			20%			20%			0
RCR	RCR:Room Cavity Ratio						Ceiling Cavity Exitance Coefficients(CCEC)									
0.0	.190	.190	.190	.163	.163	.163	.111	.111	.111	.064	.064	.064	.020	.020	.020	
1.0	.181	.156	.134	.155	.134	.115	.106	.092	.080	.061	.053	.046	.019	.017	.015	
2.0	.172	.132	.098	.148	.114	.085	.101	.079	.059	.058	.046	.035	.019	.015	.011	
3.0	.165	.114	.074	.141	.099	.064	.097	.069	.045	.056	.040	.027	.018	.013	.009	
4.0	.157	.101	.058	.135	.087	.051	.093	.061	.036	.054	.036	.021	.017	.012	.007	
5.0	.149	.091	.047	.128	.078	.041	.088	.055	.029	.051	.032	.017	.017	.010	.006	
6.0	.142	.082	.039	.122	.071	.034	.084	.050	.024	.049	.029	.014	.016	.010	.005	
7.0	.135	.075	.033	.117	.065	.029	.080	.046	.020	.047	.027	.012	.015	.009	.004	
8.0	.129	.070	.029	.111	.060	.025	.077	.042	.018	.045	.025	.011	.014	.008	.004	
9.0	.123	.065	.025	.106	.056	.022	.073	.039	.016	.043	.023	.009	.014	.008	.003	
10.0	.117	.060	.022	.101	.052	.020	.070	.037	.014	.041	.022	.008	.013	.007	.003	

C Range: 0 - 360DEG
 C Interval: 15.0DEG
 Test Speed: HIGH
 Temperature:25.3DEG
 Operators:XIAOMI
 Test Date:2023-04-27

γ Range: 0 - 90DEG
 γ Interval: 1.0DEG
 Test System:EVERFINE GO-3000H_V1 SYSTEM V2.00.411
 Humidity:65.0%
 Test Distance:9.000m [K=1.0000]
 Remarks:

UGR(Unified Glare Rating) Table

Test:U:24.016V I:0.2443A P:5.8662W PF:1.0000 Freq:50.00Hz Lamp Flux:27.1931x1 lm										
NAME: UN-BJ-DMX-DC24-5050RGBW-60D10S-18-9xx-2020-ZYEB65蓝光						WEIGHT:				
SPEC.:						DIM.:			SERIAL No.:	
MFR.:						SUR.:1000*20mm				
ceiling/cavity	0.7	0.7	0.5	0.5	0.3	0.7	0.7	0.5	0.5	0.3
walls	0.5	0.3	0.5	0.3	0.3	0.5	0.3	0.5	0.3	0.3
working plane	0.2	0.2	0.2	0.2	0.2	0.2	0.2	0.2	0.2	0.2
Room dimensions	Viewed crosswise					Viewed endwise				
x = 2H y = 2H	9.7	11.3	10.0	11.5	11.7	10.4	12.0	10.7	12.2	12.4
3H	11.2	12.6	11.5	12.8	13.1	12.3	13.7	12.6	13.9	14.1
4H	11.7	13.1	12.0	13.3	13.6	13.1	14.4	13.4	14.7	15.0
6H	12.0	13.3	12.4	13.6	13.9	13.8	15.1	14.2	15.4	15.7
8H	12.1	13.3	12.5	13.6	13.9	14.2	15.4	14.5	15.7	16.0
12H	12.1	13.3	12.5	13.6	13.9	14.5	15.7	14.8	16.0	16.3
4H 2H	10.4	11.7	10.7	11.9	12.2	10.9	12.2	11.2	12.5	12.7
3H	11.9	13.1	12.3	13.4	13.7	12.8	14.0	13.2	14.3	14.6
4H	12.6	13.7	13.0	14.0	14.3	13.8	14.9	14.2	15.2	15.5
6H	13.0	14.0	13.4	14.3	14.7	14.6	15.6	15.0	16.0	16.3
8H	13.1	14.0	13.5	14.4	14.8	15.0	15.9	15.5	16.3	16.7
12H	13.2	14.0	13.6	14.4	14.8	15.4	16.3	15.9	16.6	17.0
8H 4H	12.8	13.7	13.3	14.1	14.5	13.9	14.8	14.3	15.2	15.6
6H	13.4	14.1	13.8	14.5	15.0	14.9	15.6	15.3	16.0	16.5
8H	13.6	14.2	14.0	14.6	15.1	15.4	16.0	15.8	16.4	16.9
12H	13.7	14.2	14.1	14.7	15.1	15.8	16.4	16.3	16.9	17.3
12H 4H	12.9	13.7	13.3	14.1	14.5	13.9	14.7	14.3	15.1	15.5
6H	13.4	14.1	13.9	14.5	15.0	14.9	15.6	15.4	16.0	16.4
8H	13.6	14.2	14.1	14.7	15.1	15.4	16.0	15.9	16.4	16.9
Variations with the observer position at spacings:										
S = 1.0H	+ 0.2 / - 0.2					+ 0.1 / - 0.1				
1.5H	+ 0.1 / - 0.3					+ 0.2 / - 0.2				
2.0H	+ 0.2 / - 0.2					+ 0.3 / - 0.4				

CIE Pub.117, 27.19 lm Total Lamp Luminous Flux Corrected (8log(F/F0) = -12.5)
 Area: 0.02 m2

C Range: 0 - 360DEG
 C Interval: 15.0DEG
 Test Speed: HIGH
 Temperature:25.3DEG
 Operators:XIAOMI
 Test Date:2023-04-27

γ Range: 0 - 90DEG
 γ Interval: 1.0DEG
 Test System:EVERFINE GO-3000H_V1 SYSTEM V2.00.411
 Humidity:65.0%
 Test Distance:9.000m [K=1.0000]
 Remarks:

UTILIZATION FACTORS TABLE

Test:U:24.016V I:0.2443A P:5.8662W PF:1.0000 Freq:50.00Hz Lamp Flux:27.1931x1 lm		
NAME: UN-BJ-DMX-DC24-5050RGBW-60D10S-18-9xx-2020-ZYEB65蓝光	WEIGHT:	
SPEC.:	DIM.:	SERIAL No.:
MFR.:	SUR.:1000*20mm	

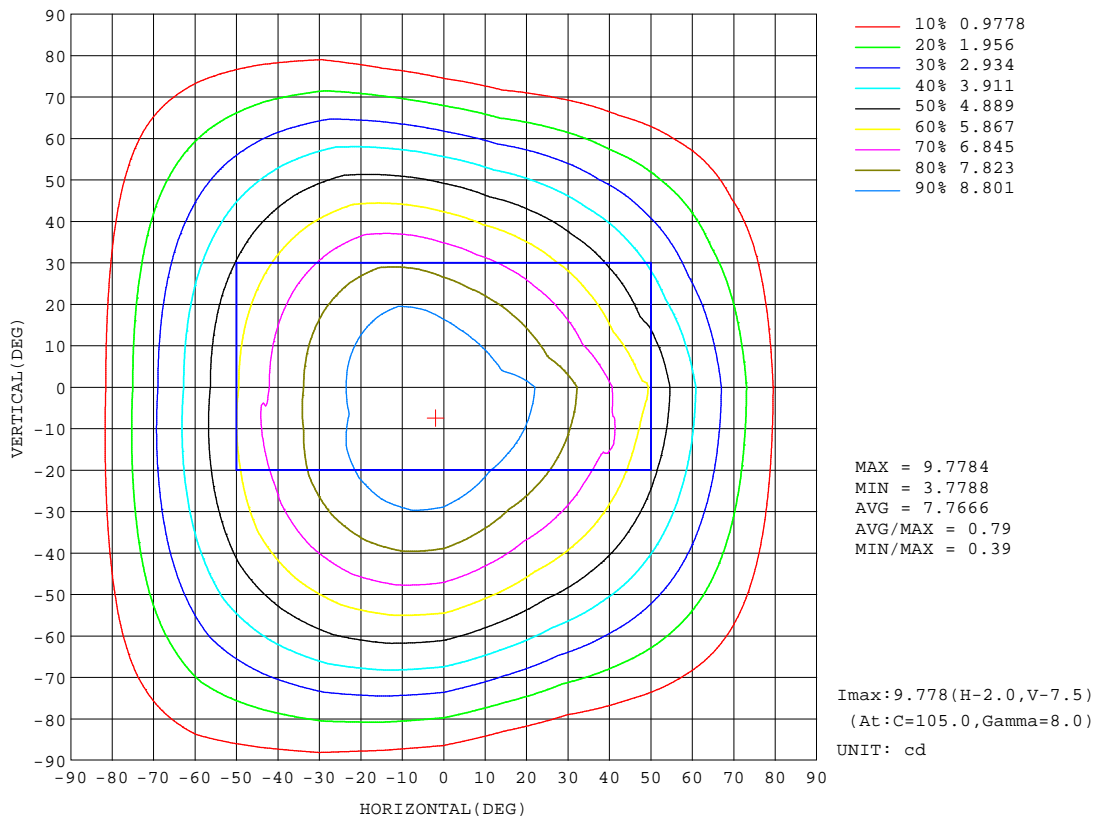
REFLECTANCE										
Ceiling	0.8	0.8	0.8	0.7	0.7	0.7	0.5	0.5	0.5	0
Walls	0.7	0.5	0.3	0.7	0.5	0.3	0.7	0.5	0.3	0
Working plane	0.2	0.2	0.2	0.2	0.2	0.2	0.2	0.2	0.2	0
ROOM INDEX	UTILIZATION FACTORS(PERCENT) k(RI) x RCR = 5									
k = 0.60	58	46	39	57	46	39	56	45	39	32
0.80	68	56	49	67	55	48	65	55	48	41
1.00	76	65	57	75	64	57	72	66	57	50
1.25	83	72	65	82	72	65	79	70	64	57
1.50	88	78	71	86	77	71	83	75	69	62
2.00	95	86	80	93	85	79	89	83	77	70
2.50	99	91	85	97	89	84	93	87	82	74
3.00	102	95	90	100	94	88	96	91	86	78
4.00	106	100	96	104	99	94	99	95	92	83
5.00	108	104	99	106	102	98	102	98	95	86
ROOM INDEX	UF(total)									Direct
According to DIN EN 13032-2 2004			Suspended				SHRNOM = 1.25			

C Range: 0 - 360DEG
 C Interval: 15.0DEG
 Test Speed: HIGH
 Temperature:25.3DEG
 Operators:XIAOMI
 Test Date:2023-04-27

γ Range: 0 - 90DEG
 γ Interval: 1.0DEG
 Test System:EVERFINE GO-3000H_V1 SYSTEM V2.00.411
 Humidity:65.0%
 Test Distance:9.000m [K=1.0000]
 Remarks:

ISOCANDELA DIAGRAM

Test:U:24.016V I:0.2443A P:5.8662W PF:1.0000 Freq:50.00Hz Lamp Flux:27.1931x1 lm		
NAME: UN-BJ-DMX-DC24-5050RGBW-60D10S-18-9xx-2020-ZYEB65蓝光	WEIGHT:	
SPEC.:	DIM.:	SERIAL No.:
MFR.:	SUR.:1000*20mm	



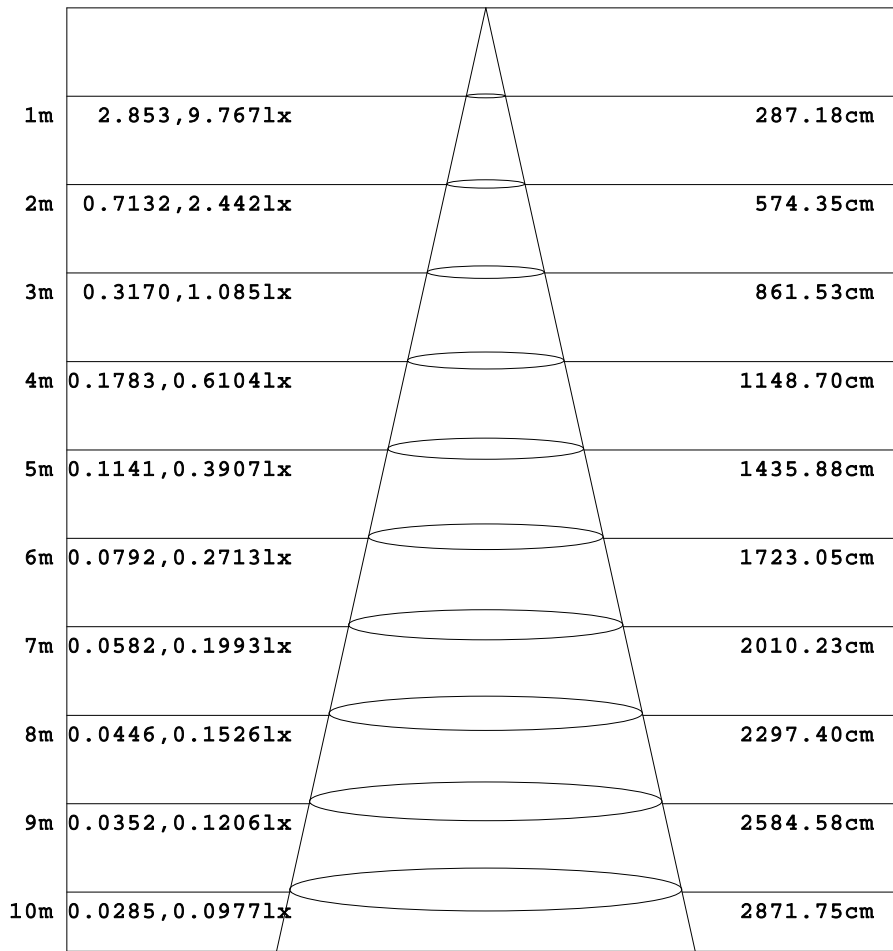
C Range: 0 - 360DEG
C Interval: 15.0DEG
Test Speed: HIGH
Temperature:25.3DEG
Operators:XIAOMI
Test Date:2023-04-27

γ Range: 0 - 90DEG
γ Interval: 1.0DEG
Test System:EVERFINE GO-3000H_V1 SYSTEM V2.00.411
Humidity:65.0%
Test Distance:9.000m [K=1.0000]
Remarks:

AAI Figure

Test:U:24.016V I:0.2443A P:5.8662W PF:1.0000 Freq:50.00Hz Lamp Flux:27.1931x1 lm		
NAME: UN-BJ-DMX-DC24-5050RGBW-60D10S-18-9xx-2020-ZYEB65蓝光	WEIGHT:	
SPEC.:	DIM.:	SERIAL No.:
MFR.:	SUR.:1000*20mm	

Flux out:19.70 lm



Height Eavg, Emax Angle: 110.29deg Diameter

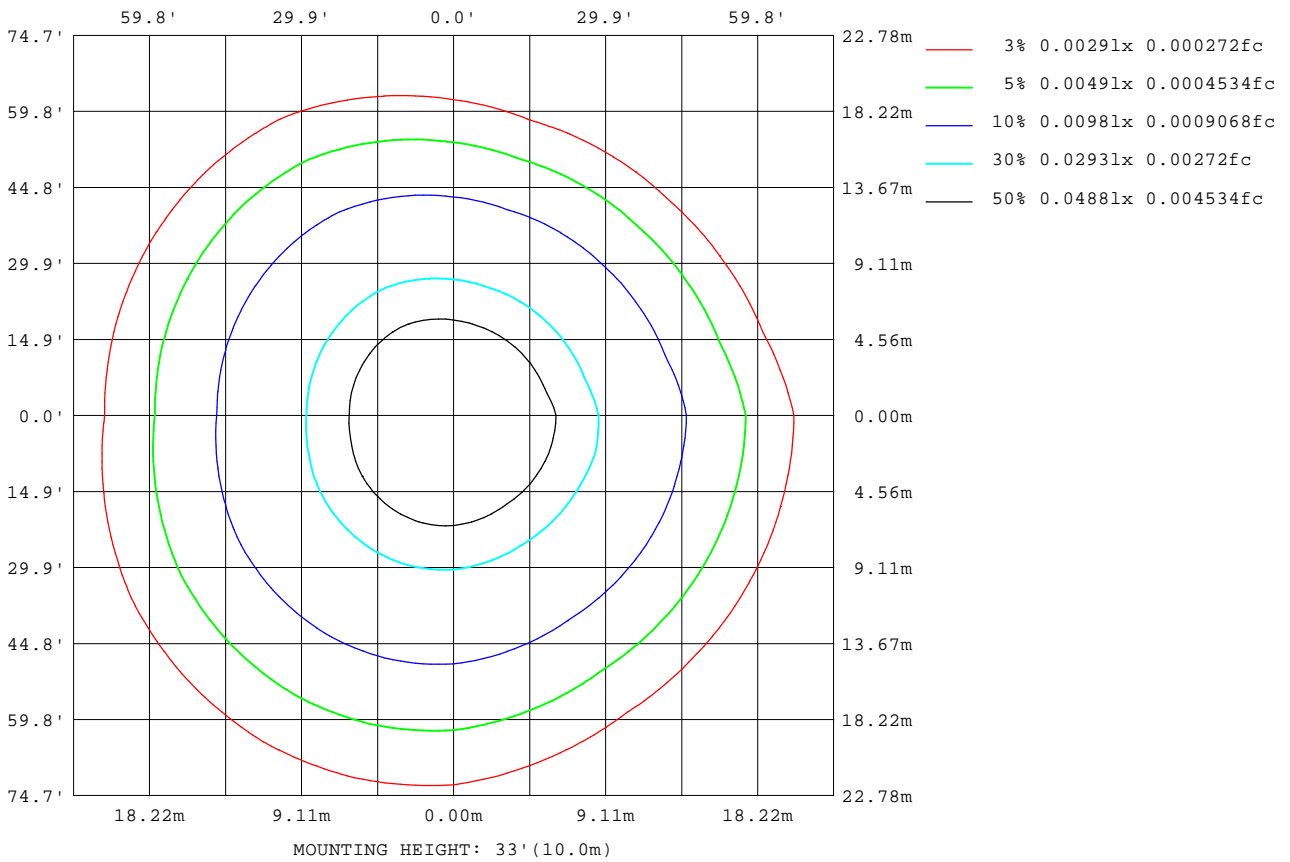
Note: The Curves indicate the illuminated area and the average illumination when the luminaire is at different distance.

C Range: 0 - 360DEG
 C Interval: 15.0DEG
 Test Speed: HIGH
 Temperature: 25.3DEG
 Operators: XIAOMI
 Test Date: 2023-04-27

γ Range: 0 - 90DEG
 γ Interval: 1.0DEG
 Test System: EVERFINE GO-3000H_V1 SYSTEM V2.00.411
 Humidity: 65.0%
 Test Distance: 9.000m [K=1.0000]
 Remarks:

ISOLUX DIAGRAM

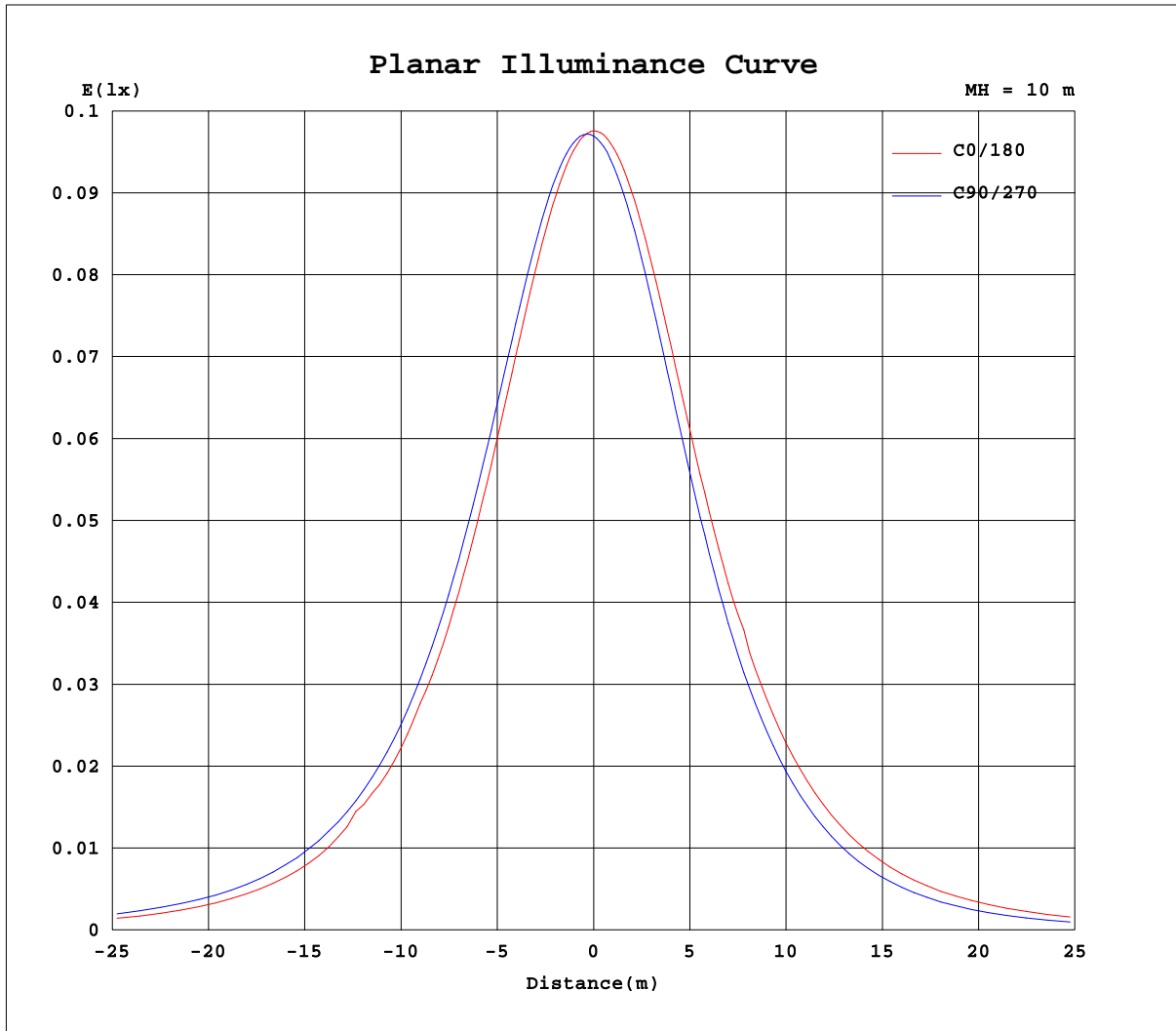
Test:U:24.016V I:0.2443A P:5.8662W PF:1.0000 Freq:50.00Hz Lamp Flux:27.1931x1 lm		
NAME: UN-BJ-DMX-DC24-5050RGBW-60D10S-18-9xx-2020-ZYEB65蓝光	WEIGHT:	
SPEC.:	DIM.:	SERIAL No.:
MFR.:	SUR.:1000*20mm	



C Range: 0 - 360DEG
 C Interval: 15.0DEG
 Test Speed: HIGH
 Temperature:25.3DEG
 Operators:XIAOMI
 Test Date:2023-04-27

γ Range: 0 - 90DEG
 γ Interval: 1.0DEG
 Test System:EVERFINE GO-3000H_V1 SYSTEM V2.00.411
 Humidity:65.0%
 Test Distance:9.000m [K=1.0000]
 Remarks:

Planar Illuminance Curve



C Range: 0 - 360DEG
C Interval: 15.0DEG
Test Speed: HIGH
Temperature: 25.3DEG
Operators: XIAOMI
Test Date: 2023-04-27

γ Range: 0 - 90DEG
 γ Interval: 1.0DEG
Test System: EVERFINE GO-3000H_V1 SYSTEM V2.00.411
Humidity: 65.0%
Test Distance: 9.000m [K=1.0000]
Remarks:

