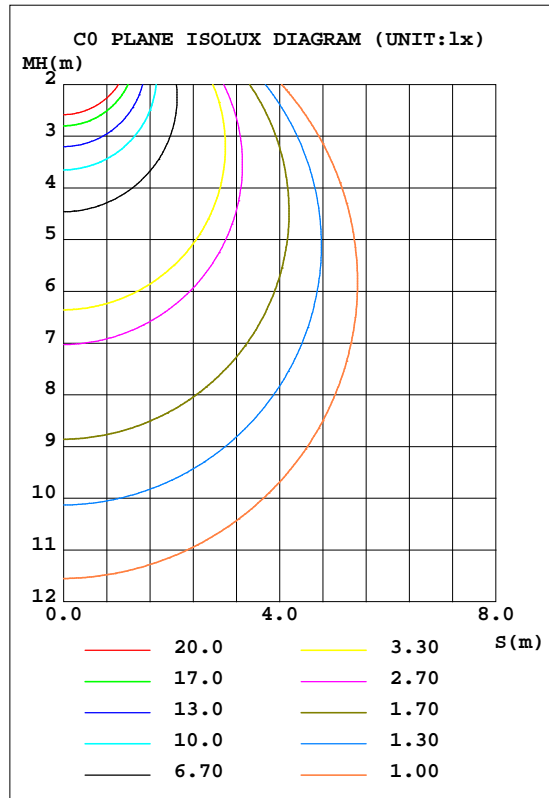
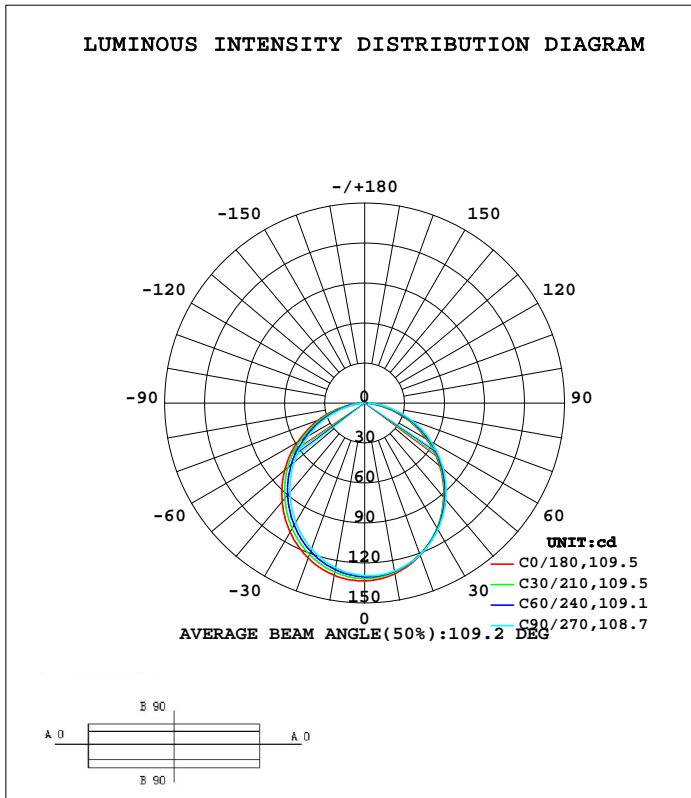


LUMINAIRE PHOTOMETRIC TEST REPORT

Test:U:24.017V I:0.7901A P:18.977W PF:1.0000 Freq:50.00Hz Lamp Flux:356.769x1 lm		
NAME: UN-BJ-DMX-DC24-5050RGBW-60D10S-18-9xx-2020-ZYEB65全亮		WEIGHT:
SPEC.:	DIM.:	SERIAL No.:
MFR.:	SUR.:1000*20mm	

DATA OF LAMP		PHOTOMETRIC DATA Eff: 18.80 lm/W			
MODEL		I _{max} (cd)	133.5	S/MH(C0/180)	1.25
NOMINAL POWER(W)		LOR(%)	100.0	S/MH(C90/270)	1.20
RATED VOLTAGE(V)	--	TOTAL FLUX(lm)	356.77	η UP, DN(C0-180)	0.0,52.8
NOMINAL FLUX(lm)	356.769	CIE CLASS	DIRECT	η UP, DN(C180-360)	0.0,47.2
LAMPS INSIDE	1	η up(%)	0.0	CIBSE SHR NOM	1.25
TEST VOLTAGE(V)	--	η down(%)	100.0	CIBSE SHR MAX	1.35



C Range: 0 - 360DEG
 C Interval: 15.0DEG
 Test Speed: HIGH
 Temperature:25.3DEG
 Operators:XIAOMI
 Test Date:2023-04-27

γ Range: 0 - 90DEG
 γ Interval: 1.0DEG
 Test System:EVERFINE GO-3000H_V1 SYSTEM V2.00.411
 Humidity:65.0%
 Test Distance:9.000m [K=1.0000]
 Remarks:

ZONAL FLUX DIAGRAM

ZONAL FLUX DIAGRAM:

γ	C0	C45	C90	C135	C180	C225	C270	C315	γ	Φ zone	Φ total	%lum,lamp
10	130.1	128.7	128.0	127.7	131.3	127.7	125.4	121.1	0- 10	12.23	12.23	3.43,3.43
20	121.5	121.2	121.2	122.9	123.8	119.4	116.4	110.6	10- 20	34.84	47.07	13.2,13.2
30	108.6	109.2	109.8	113.2	111.9	107.0	103.4	96.43	20- 30	52.26	99.32	27.8,27.8
40	92.40	93.76	94.74	99.58	96.39	91.31	87.35	79.62	30- 40	62.25	161.6	45.3,45.3
50	73.67	75.73	77.16	83.01	78.41	73.37	69.22	60.89	40- 50	63.86	225.4	63.2,63.2
60	53.29	54.89	57.62	64.17	57.87	53.72	48.55	40.81	50- 60	57.08	282.5	79.2,79.2
70	31.94	34.21	37.00	42.99	36.75	32.96	28.24	20.19	60- 70	42.87	325.4	91.2,91.2
80	11.46	14.18	16.71	22.42	16.01	12.99	9.624	3.882	70- 80	24.17	349.6	98,98
90	0.4018	1.261	2.653	5.101	2.308	2.144	1.248	0.4442	80- 90	7.218	356.8	100,100
100									90-100			
110									100-110			
120									110-120			
130									120-130			
140									130-140			
150									140-150			
160									150-160			
170									160-170			
180									170-180			
DEG	LUMINOUS INTENSITY:cd									UNIT:lm		

Conical surface Flux(90deg): 193.83 lm

%lum = 54.3%
 %lamp = 54.3%

Conical surface Flux(120deg): 282.5 lm

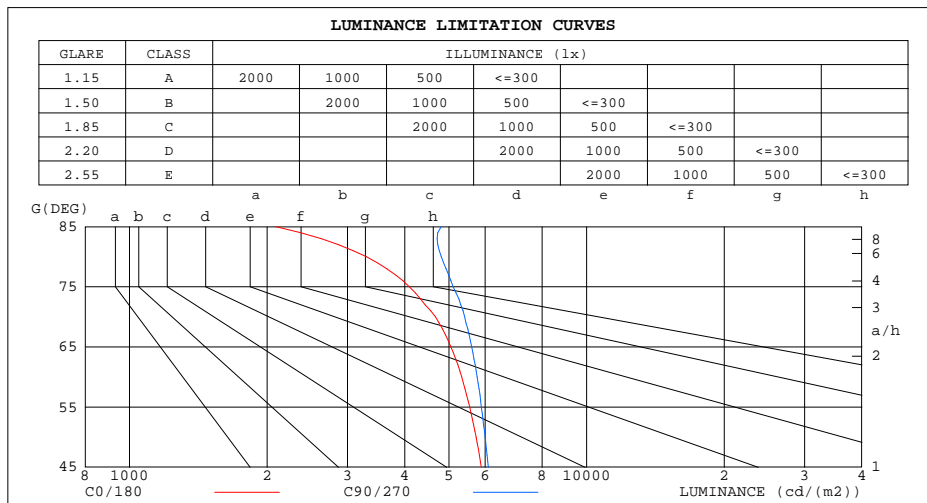
%lum = 79.2%
 %lamp = 79.2%

C Range: 0 - 360DEG
 C Interval: 15.0DEG
 Test Speed: HIGH
 Temperature:25.3DEG
 Operators:XIAOMI
 Test Date:2023-04-27

γ Range: 0 - 90DEG
 γ Interval: 1.0DEG
 Test System:EVERFINE GO-3000H_V1 SYSTEM V2.00.411
 Humidity:65.0%
 Test Distance:9.000m [K=1.0000]
 Remarks:

LUMINANCE LIMITATION CURVES

Test:U:24.017V I:0.7901A P:18.977W PF:1.0000 Freq:50.00Hz Lamp Flux:356.769x1 lm		
NAME: UN-BJ-DMX-DC24-5050RGBW-60D10S-18-9xx-2020-ZYEB65全亮	WEIGHT:	
SPEC.:	DIM.:	SERIAL No.:
MFR.:	SUR.:1000*20mm	



LUMINANCE cd/(m2)		
G(DEG)	C0/180	C90/270
85	2086	4810
80	3300	4812
75	4094	5104
70	4670	5409
65	5051	5609
60	5329	5762
55	5550	5888
50	5731	6002
45	5888	6093

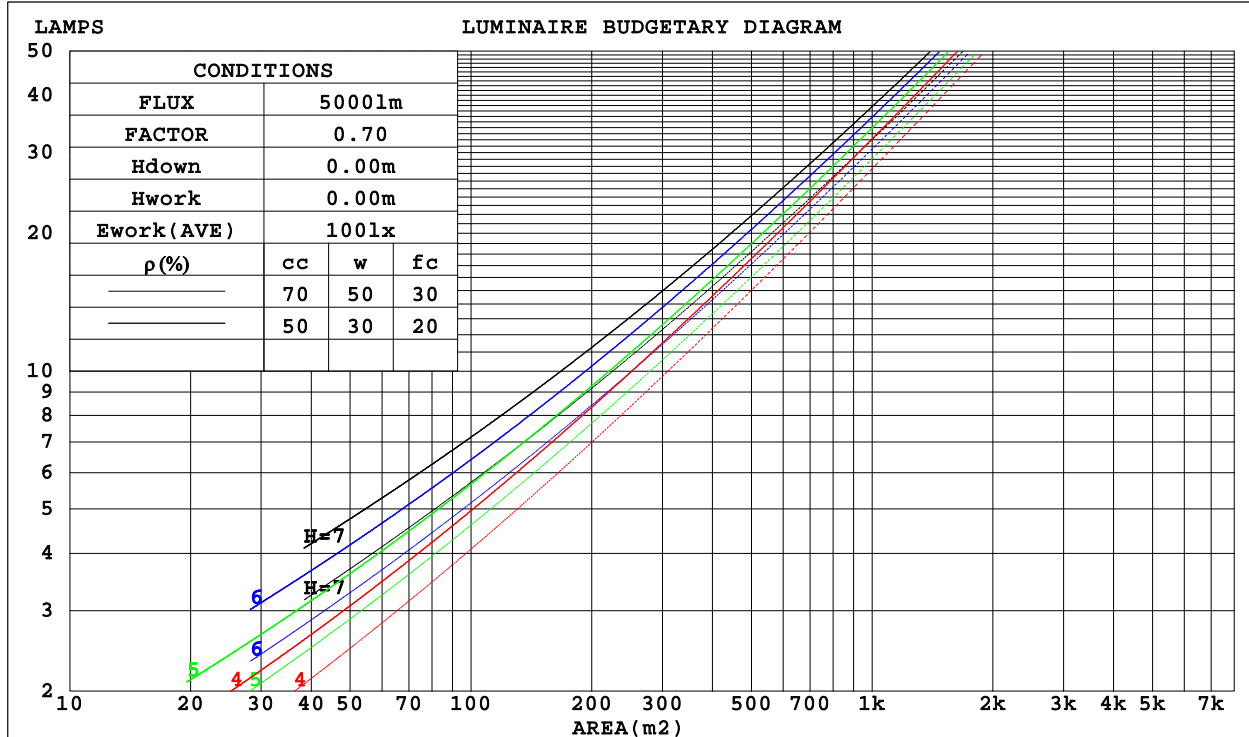
C Range: 0 - 360DEG
 C Interval: 15.0DEG
 Test Speed: HIGH
 Temperature:25.3DEG
 Operators:XIAOMI
 Test Date:2023-04-27

γ Range: 0 - 90DEG
 γ Interval: 1.0DEG
 Test System:EVERFINE GO-3000H_V1 SYSTEM V2.00.411
 Humidity:65.0%
 Test Distance:9.000m [K=1.0000]
 Remarks:

CU AND LUMINAIRE BUDGETARY ESTIMATE DIAGRAM

Test:U:24.017V I:0.7901A P:18.977W PF:1.0000 Freq:50.00Hz Lamp Flux:356.769x1 lm		
NAME: UN-BJ-DMX-DC24-5050RGBW-60D10S-18-9xx-2020-ZYEB65全亮		WEIGHT:
SPEC.:	DIM.:	SERIAL No.:
MFR.:	SUR.:1000*20mm	

ρ_{cc}	80%			70%			50%			30%			10%			0
ρ_w	50%	30%	10%	50%	30%	10%	50%	30%	10%	50%	30%	10%	50%	30%	10%	0
ρ_{fc}	20%			20%			20%			20%			20%			0
RCR	RCR:Room Cavity Ratio						Coefficients of Utilization(CU)									
0.0	1.19	1.19	1.19	1.16	1.16	1.16	1.11	1.11	1.11	1.06	1.06	1.06	1.02	1.02	1.02	1.00
1.0	1.04	.00	.96	1.02	.98	.94	.97	.94	.91	.93	.91	.88	.90	.88	.86	.84
2.0	.91	.84	.78	.89	.82	.77	.85	.80	.75	.82	.77	.74	.79	.75	.72	.70
3.0	.80	.71	.65	.78	.70	.64	.75	.69	.63	.72	.67	.62	.70	.65	.61	.59
4.0	.71	.62	.55	.69	.61	.55	.67	.60	.54	.64	.58	.53	.62	.57	.52	.50
5.0	.63	.54	.47	.62	.53	.47	.60	.52	.47	.58	.51	.46	.56	.50	.46	.43
6.0	.57	.48	.41	.56	.47	.41	.54	.46	.41	.52	.46	.40	.51	.45	.40	.38
7.0	.52	.43	.37	.51	.42	.36	.49	.42	.36	.48	.41	.36	.46	.40	.36	.34
8.0	.47	.38	.33	.46	.38	.33	.45	.38	.32	.44	.37	.32	.43	.36	.32	.30
9.0	.43	.35	.29	.43	.35	.29	.41	.34	.29	.40	.34	.29	.39	.33	.29	.27
10.0	.40	.32	.27	.39	.32	.27	.38	.31	.26	.37	.31	.26	.36	.31	.26	.24



C Range: 0 - 360DEG
 C Interval: 15.0DEG
 Test Speed: HIGH
 Temperature:25.3DEG
 Operators:XIAOMI
 Test Date:2023-04-27

γ Range: 0 - 90DEG
 γ Interval: 1.0DEG
 Test System:EVERFINE GO-3000H_V1 SYSTEM V2.00.411
 Humidity:65.0%
 Test Distance:9.000m [K=1.0000]
 Remarks:

WEC AND CCEC

Test:U:24.017V I:0.7901A P:18.977W PF:1.0000 Freq:50.00Hz Lamp Flux:356.769x1 lm		
NAME: UN-BJ-DMX-DC24-5050RGBW-60D10S-18-9xx-2020-ZYEB65全亮		WEIGHT:
SPEC.:	DIM.:	SERIAL No.:
MFR.:	SUR.:1000*20mm	

pcc	80%			70%			50%			30%			10%			0
pw	50%	30%	10%	50%	30%	10%	50%	30%	10%	50%	30%	10%	50%	30%	10%	0
pfc	20%			20%			20%			20%			20%			0
RCR	RCR:Room Cavity Ratio						Wall Exitance Coefficients(WEC)									
0.0																
1.0	.309	.176	.056	.302	.172	.055	.288	.165	.053	.276	.159	.051	.265	.154	.050	
2.0	.290	.159	.049	.284	.156	.048	.272	.151	.047	.261	.147	.046	.251	.142	.045	
3.0	.268	.143	.043	.263	.141	.042	.253	.137	.042	.243	.133	.041	.234	.130	.040	
4.0	.248	.129	.038	.243	.127	.038	.234	.124	.037	.225	.121	.036	.217	.118	.036	
5.0	.229	.117	.034	.225	.115	.034	.217	.113	.033	.209	.110	.033	.202	.108	.032	
6.0	.213	.107	.031	.209	.105	.030	.202	.103	.030	.195	.101	.030	.188	.099	.029	
7.0	.198	.098	.028	.195	.097	.028	.188	.095	.027	.182	.093	.027	.176	.092	.027	
8.0	.185	.090	.025	.182	.090	.025	.176	.088	.025	.171	.086	.025	.166	.085	.025	
9.0	.173	.084	.023	.171	.083	.023	.165	.082	.023	.161	.080	.023	.156	.079	.023	
10.0	.163	.078	.022	.161	.078	.022	.156	.076	.022	.151	.075	.021	.147	.074	.021	

pcc	80%			70%			50%			30%			10%			0
pw	50%	30%	10%	50%	30%	10%	50%	30%	10%	50%	30%	10%	50%	30%	10%	0
pfc	20%			20%			20%			20%			20%			0
RCR	RCR:Room Cavity Ratio						Ceiling Cavity Exitance Coefficients(CCEC)									
0.0	.190	.190	.190	.163	.163	.163	.111	.111	.111	.064	.064	.064	.020	.020	.020	
1.0	.180	.156	.134	.154	.134	.116	.105	.092	.080	.061	.053	.047	.019	.017	.015	
2.0	.172	.132	.098	.147	.114	.085	.101	.079	.059	.058	.046	.035	.019	.015	.011	
3.0	.164	.114	.075	.141	.099	.065	.097	.068	.045	.056	.040	.027	.018	.013	.009	
4.0	.157	.101	.059	.134	.087	.051	.092	.061	.036	.053	.036	.021	.017	.012	.007	
5.0	.149	.091	.047	.128	.078	.041	.088	.055	.029	.051	.032	.017	.016	.010	.006	
6.0	.142	.082	.039	.122	.071	.034	.084	.050	.024	.049	.029	.014	.016	.010	.005	
7.0	.135	.075	.033	.116	.065	.029	.080	.046	.021	.047	.027	.012	.015	.009	.004	
8.0	.129	.069	.029	.111	.060	.025	.077	.042	.018	.045	.025	.011	.014	.008	.004	
9.0	.123	.064	.025	.106	.056	.022	.073	.039	.016	.043	.023	.009	.014	.008	.003	
10.0	.117	.060	.022	.101	.052	.020	.070	.037	.014	.041	.022	.008	.013	.007	.003	

C Range: 0 - 360DEG
 C Interval: 15.0DEG
 Test Speed: HIGH
 Temperature:25.3DEG
 Operators:XIAOMI
 Test Date:2023-04-27

γ Range: 0 - 90DEG
 γ Interval: 1.0DEG
 Test System:EVERFINE GO-3000H_V1 SYSTEM V2.00.411
 Humidity:65.0%
 Test Distance:9.000m [K=1.0000]
 Remarks:

UGR(Unified Glare Rating) Table

Test:U:24.017V I:0.7901A P:18.977W PF:1.0000 Freq:50.00Hz Lamp Flux:356.769x1 lm										
NAME: UN-BJ-DMX-DC24-5050RGBW-60D10S-18-9xx-2020- ZYEB 65全亮					WEIGHT:					
SPEC.:					DIM.:			SERIAL No.:		
MFR.:					SUR.:1000*20mm					
ceiling/cavity	0.7	0.7	0.5	0.5	0.3	0.7	0.7	0.5	0.5	0.3
walls	0.5	0.3	0.5	0.3	0.3	0.5	0.3	0.5	0.3	0.3
working plane	0.2	0.2	0.2	0.2	0.2	0.2	0.2	0.2	0.2	0.2
Room dimensions	Viewed crosswise					Viewed endwise				
x = 2H y = 2H	18.8	20.4	19.1	20.6	20.8	19.1	20.6	19.4	20.8	21.1
3H	20.3	21.7	20.6	21.9	22.1	20.7	22.1	21.0	22.3	22.6
4H	20.8	22.1	21.1	22.4	22.6	21.4	22.7	21.7	22.9	23.2
6H	21.1	22.3	21.4	22.6	22.9	21.9	23.1	22.2	23.4	23.7
8H	21.2	22.4	21.5	22.7	22.9	22.0	23.2	22.4	23.5	23.8
12H	21.2	22.3	21.5	22.6	22.9	22.2	23.3	22.5	23.6	23.9
4H 2H	19.5	20.8	19.8	21.1	21.3	19.7	21.0	20.0	21.3	21.5
3H	21.1	22.2	21.4	22.5	22.8	21.5	22.6	21.8	22.9	23.2
4H	21.7	22.8	22.1	23.1	23.4	22.2	23.3	22.6	23.6	24.0
6H	22.1	23.1	22.5	23.4	23.8	22.9	23.8	23.3	24.2	24.5
8H	22.3	23.1	22.7	23.5	23.9	23.1	24.0	23.5	24.4	24.7
12H	22.3	23.1	22.7	23.5	23.9	23.3	24.1	23.7	24.5	24.9
8H 4H	22.0	22.9	22.4	23.3	23.6	22.5	23.4	22.9	23.7	24.1
6H	22.6	23.3	23.0	23.7	24.1	23.3	24.0	23.7	24.4	24.8
8H	22.8	23.4	23.2	23.8	24.3	23.6	24.2	24.0	24.7	25.1
12H	22.9	23.4	23.3	23.9	24.3	23.9	24.4	24.3	24.9	25.3
12H 4H	22.0	22.8	22.5	23.2	23.6	22.5	23.3	22.9	23.7	24.1
6H	22.6	23.3	23.1	23.7	24.2	23.3	23.9	23.8	24.4	24.8
8H	22.9	23.4	23.3	23.9	24.3	23.7	24.2	24.1	24.7	25.1
Variations with the observer position at spacings:										
S = 1.0H	+ 0.2 / - 0.2					+ 0.1 / - 0.2				
1.5H	+ 0.2 / - 0.3					+ 0.2 / - 0.3				
2.0H	+ 0.2 / - 0.3					+ 0.2 / - 0.2				

CIE Pub.117, 356.8 lm Total Lamp Luminous Flux Corrected (8log(F/F0) = -3.6)
 Area: 0.02 m2

C Range: 0 - 360DEG
 C Interval: 15.0DEG
 Test Speed: HIGH
 Temperature:25.3DEG
 Operators:XIAOMI
 Test Date:2023-04-27

γ Range: 0 - 90DEG
 γ Interval: 1.0DEG
 Test System:EVERFINE GO-3000H_V1 SYSTEM V2.00.411
 Humidity:65.0%
 Test Distance:9.000m [K=1.0000]
 Remarks:

UTILIZATION FACTORS TABLE

Test:U:24.017V I:0.7901A P:18.977W PF:1.0000 Freq:50.00Hz Lamp Flux:356.769x1 lm		
NAME: UN-BJ-DMX-DC24-5050RGBW-60D10S-18-9xx-2020-ZYEB65全亮	WEIGHT:	
SPEC.:	DIM.:	SERIAL No.:
MFR.:	SUR.:1000*20mm	

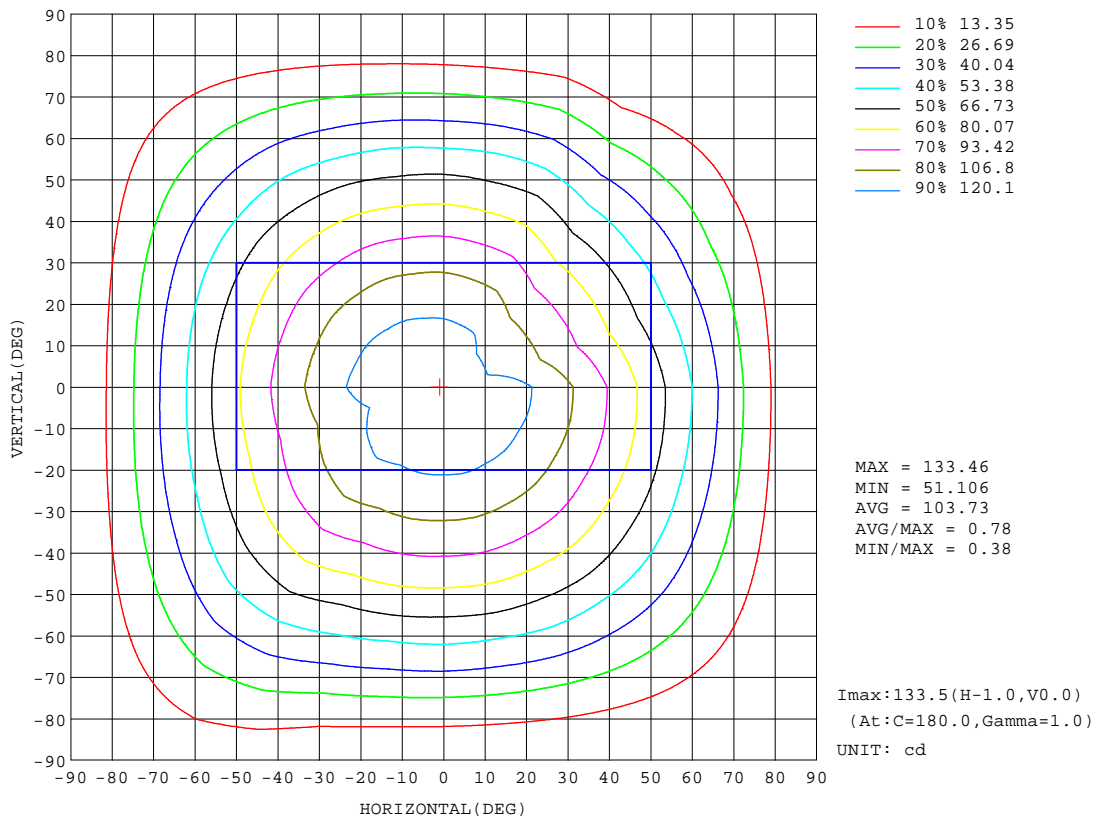
REFLECTANCE										
Ceiling	0.8	0.8	0.8	0.7	0.7	0.7	0.5	0.5	0.5	0
Walls	0.7	0.5	0.3	0.7	0.5	0.3	0.7	0.5	0.3	0
Working plane	0.2	0.2	0.2	0.2	0.2	0.2	0.2	0.2	0.2	0
ROOM INDEX	UTILIZATION FACTORS(PERCENT) k(RI) x RCR = 5									
k = 0.60	58	46	39	57	46	39	56	46	39	33
0.80	68	56	49	67	56	49	65	55	48	42
1.00	76	65	58	75	65	58	73	66	57	50
1.25	83	73	66	82	72	65	79	71	65	57
1.50	88	79	72	87	78	71	84	76	70	62
2.00	95	87	80	93	85	79	90	83	78	70
2.50	99	91	85	97	90	84	93	87	82	74
3.00	102	96	90	100	94	89	96	91	87	78
4.00	106	101	96	104	99	95	100	96	92	83
5.00	109	104	100	106	102	98	102	98	95	86
ROOM INDEX	UF(total)									Direct
According to DIN EN 13032-2 2004			Suspended				SHRNOM = 1.25			

C Range: 0 - 360DEG
 C Interval: 15.0DEG
 Test Speed: HIGH
 Temperature:25.3DEG
 Operators:XIAOMI
 Test Date:2023-04-27

γ Range: 0 - 90DEG
 γ Interval: 1.0DEG
 Test System:EVERFINE GO-3000H_V1 SYSTEM V2.00.411
 Humidity:65.0%
 Test Distance:9.000m [K=1.0000]
 Remarks:

ISOCANDELA DIAGRAM

Test:U:24.017V I:0.7901A P:18.977W PF:1.0000 Freq:50.00Hz Lamp Flux:356.769x1 lm		
NAME: UN-BJ-DMX-DC24-5050RGBW-60D10S-18-9xx-2020-ZYEB65全亮	WEIGHT:	
SPEC.:	DIM.:	SERIAL No.:
MFR.:	SUR.:1000*20mm	



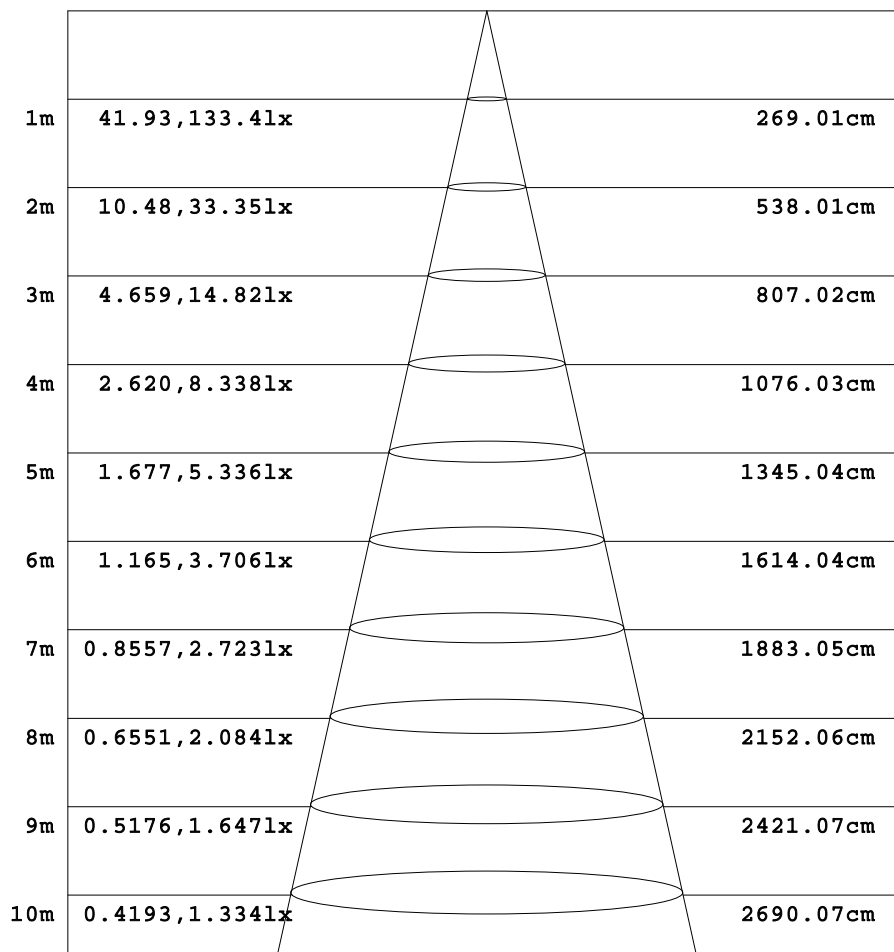
C Range: 0 - 360DEG
 C Interval: 15.0DEG
 Test Speed: HIGH
 Temperature:25.3DEG
 Operators:XIAOMI
 Test Date:2023-04-27

γ Range: 0 - 90DEG
 γ Interval: 1.0DEG
 Test System:EVERFINE GO-3000H_V1 SYSTEM V2.00.411
 Humidity:65.0%
 Test Distance:9.000m [K=1.0000]
 Remarks:

AAI Figure

Test:U:24.017V I:0.7901A P:18.977W PF:1.0000 Freq:50.00Hz Lamp Flux:356.769x1 lm		
NAME: UN-BJ-DMX-DC24-5050RGBW-60D10S-18-9xx-2020-ZYEB65全亮	WEIGHT:	
SPEC.:	DIM.:	SERIAL No.:
MFR.:	SUR.:1000*20mm	

Flux out:249.5 lm



Height Eavg, Emax Angle:106.74deg Diameter

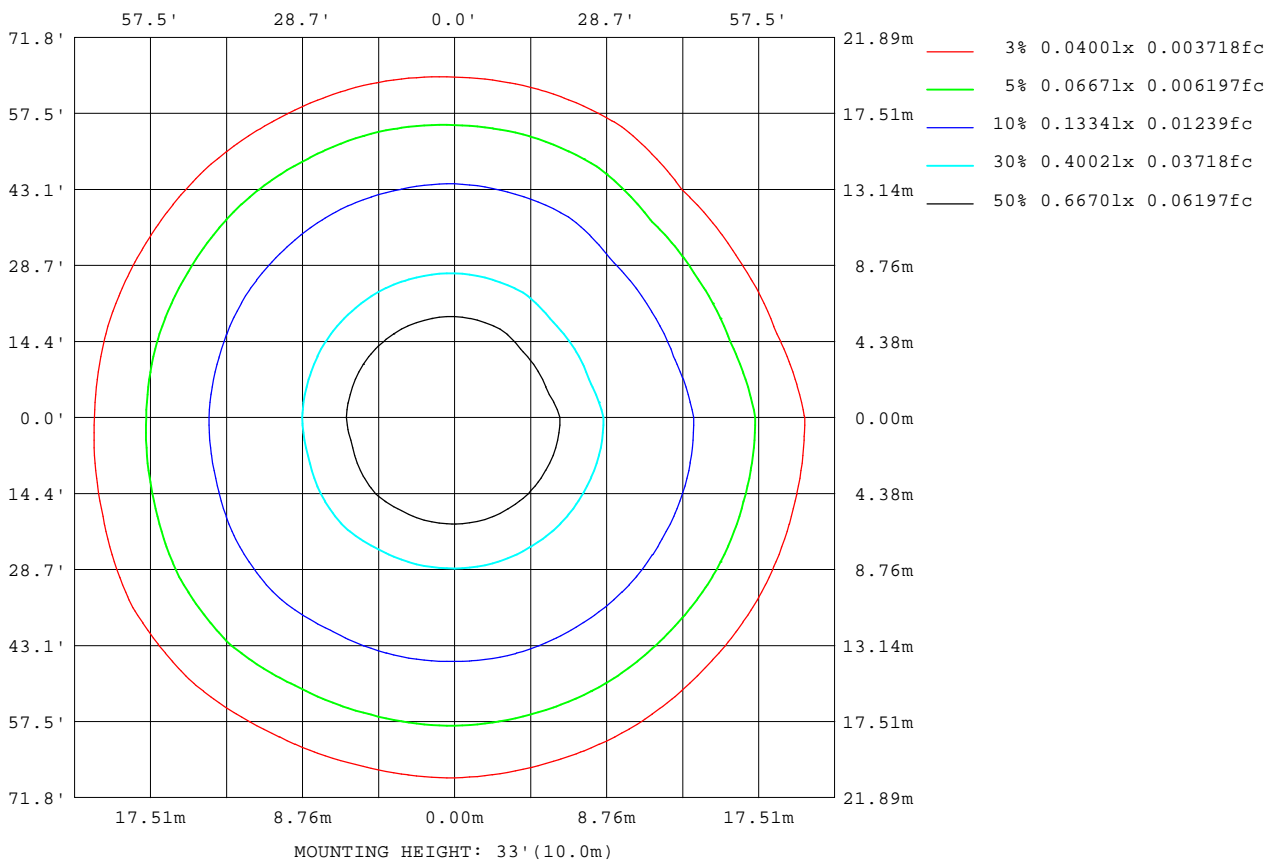
Note:The Curves indicate the illuminated area and the average illumination when the luminaire is at different distance.

C Range: 0 - 360DEG
 C Interval: 15.0DEG
 Test Speed: HIGH
 Temperature:25.3DEG
 Operators:XIAOMI
 Test Date:2023-04-27

γ Range: 0 - 90DEG
 γ Interval: 1.0DEG
 Test System:EVERFINE GO-3000H_V1 SYSTEM V2.00.411
 Humidity:65.0%
 Test Distance:9.000m [K=1.0000]
 Remarks:

ISOLUX DIAGRAM

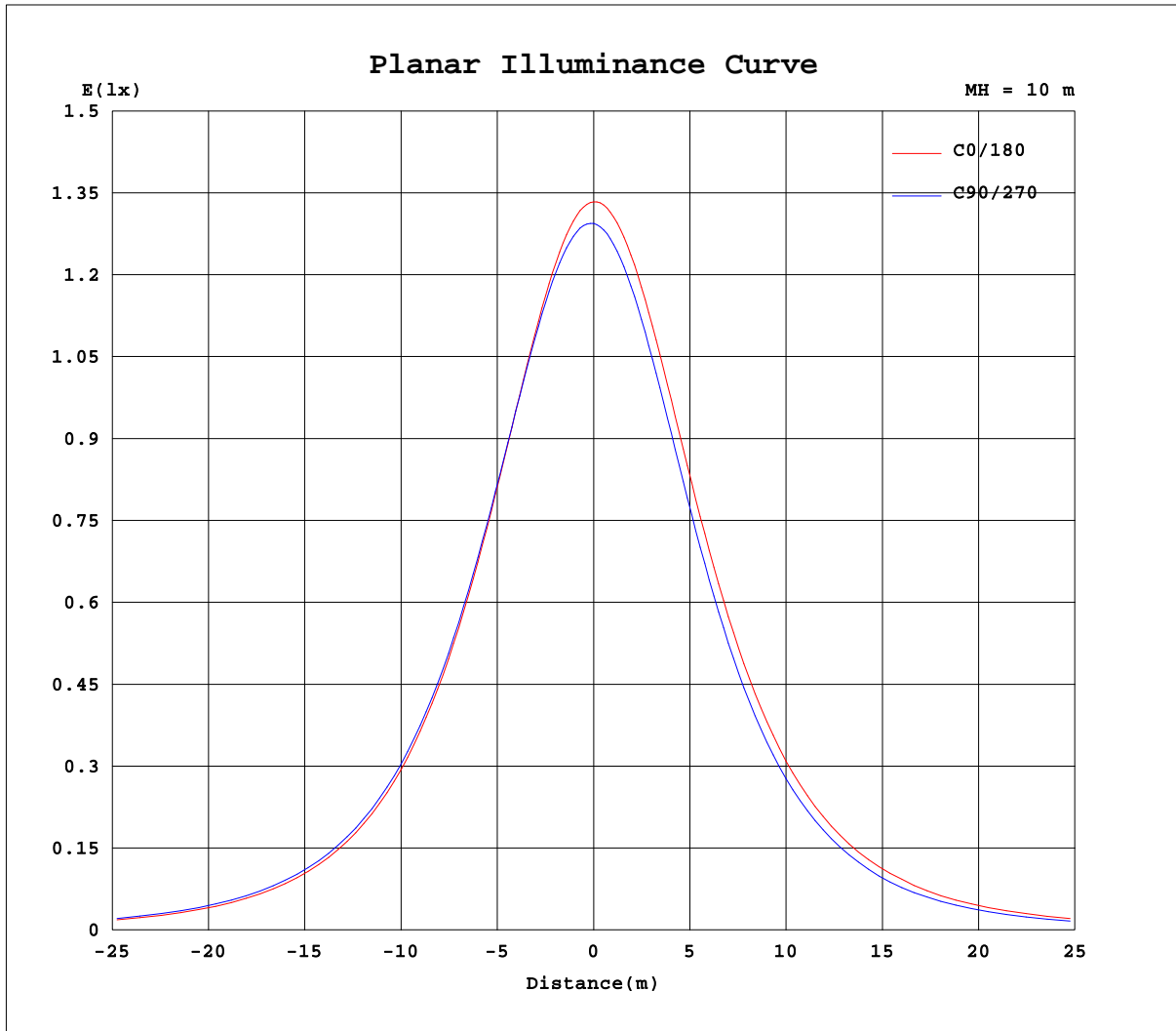
Test:U:24.017V I:0.7901A P:18.977W PF:1.0000 Freq:50.00Hz Lamp Flux:356.769x1 lm		
NAME: UN-BJ-DMX-DC24-5050RGBW-60D10S-18-9xx-2020-ZYEB65全亮	WEIGHT:	
SPEC.:	DIM.:	SERIAL No.:
MFR.:	SUR.:1000*20mm	



C Range: 0 - 360DEG
 C Interval: 15.0DEG
 Test Speed: HIGH
 Temperature: 25.3DEG
 Operators: XIAOMI
 Test Date: 2023-04-27

γ Range: 0 - 90DEG
 γ Interval: 1.0DEG
 Test System: EVERFINE GO-3000H_V1 SYSTEM V2.00.411
 Humidity: 65.0%
 Test Distance: 9.000m [K=1.0000]
 Remarks:

Planar Illuminance Curve



C Range: 0 - 360DEG
 C Interval: 15.0DEG
 Test Speed: HIGH
 Temperature: 25.3DEG
 Operators: XIAOMI
 Test Date: 2023-04-27

γ Range: 0 - 90DEG
 γ Interval: 1.0DEG
 Test System: EVERFINE GO-3000H_V1 SYSTEM V2.00.411
 Humidity: 65.0%
 Test Distance: 9.000m [K=1.0000]
 Remarks:

