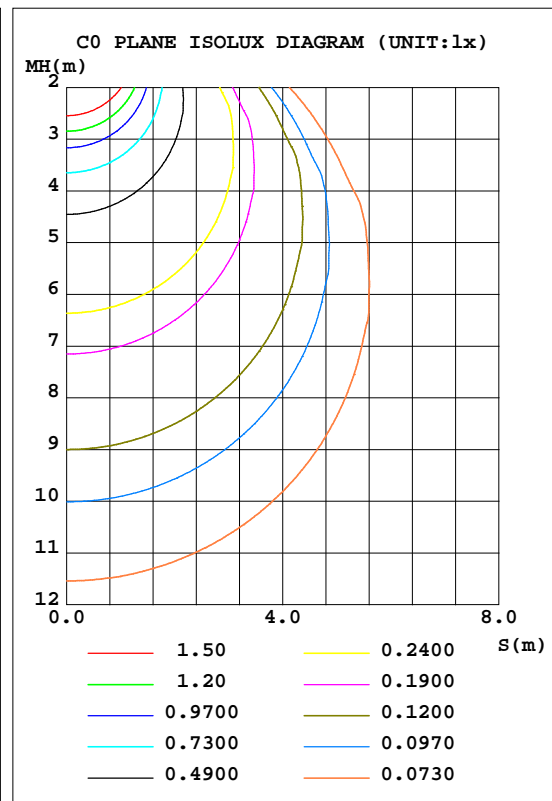
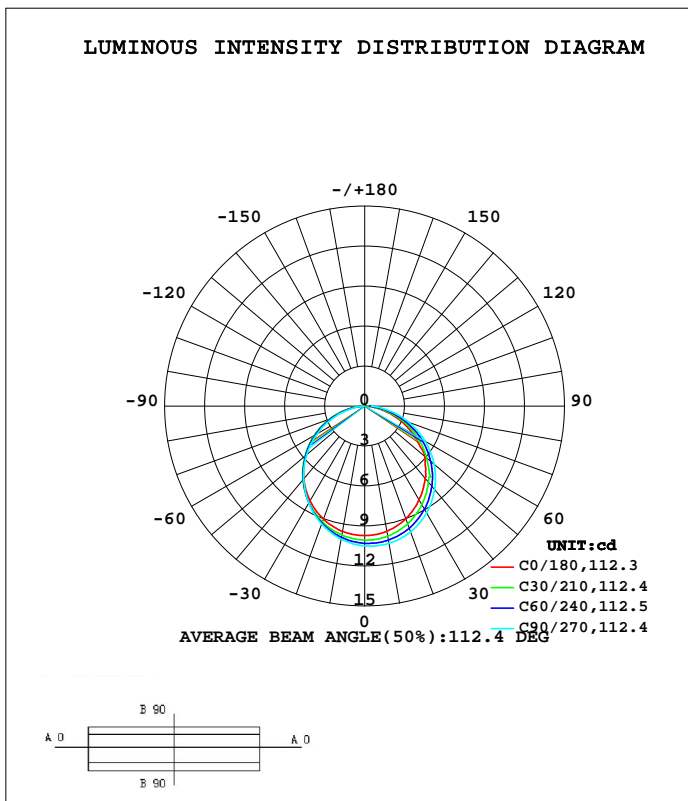


LUMINAIRE PHOTOMETRIC TEST REPORT

Test:U:24.016V I:0.2437A P:5.8539W PF:1.0000 Freq:50.00Hz Lamp Flux:29.8028x1 lm		
NAME: UN-BJ-DMX-DC24-5050RGBW-60D10S-18-9xx-1220-TYPE65红光	WEIGHT:	
SPEC.:	DIM.:	SERIAL No.:
MFR.:	SUR.:1000*12mm	

DATA OF LAMP		PHOTOMETRIC DATA			
MODEL		Imax(cd)	10.79	S/MH(C0/180)	1.26
NOMINAL POWER(W)		LOR(%)	100.0	S/MH(C90/270)	1.20
RATED VOLTAGE(V)	--	TOTAL FLUX(lm)	29.803	η UP, DN(C0-180)	0.0,53.1
NOMINAL FLUX(lm)	29.8028	CIE CLASS	DIRECT	η UP, DN(C180-360)	0.0,46.9
LAMPS INSIDE	1	η up(%)	0.0	CIBSE SHR NOM	1.25
TEST VOLTAGE(V)	--	η down(%)	100.0	CIBSE SHR MAX	1.35



C Range: 0 - 360DEG
 C Interval: 15.0DEG
 Test Speed: HIGH
 Temperature:25.3DEG
 Operators:XIAOMI
 Test Date:2023-04-27

γ Range: 0 - 90DEG
 γ Interval: 1.0DEG
 Test System:EVERFINE GO-3000H_V1 SYSTEM V2.00.411
 Humidity:65.0%
 Test Distance:9.000m [K=1.0000]
 Remarks:

ZONAL FLUX DIAGRAM

ZONAL FLUX DIAGRAM:

γ	C0	C45	C90	C135	C180	C225	C270	C315	γ	Φ zone	Φ total	%lum,lamp
10	9.542	10.06	10.46	10.65	9.551	9.931	10.15	10.34	0- 10	0.9809	0.9809	3.29,3.29
20	9.006	9.576	10.05	10.22	9.036	9.329	9.429	9.618	10- 20	2.808	3.789	12.7,12.7
30	8.155	8.751	9.271	9.436	8.214	8.408	8.397	8.571	20- 30	4.249	8.037	27,27
40	7.091	7.631	8.177	8.331	7.122	7.224	7.132	7.267	30- 40	5.117	13.15	44.1,44.1
50	5.904	6.258	6.810	6.947	5.810	5.840	5.691	5.758	40- 50	5.327	18.48	62,62
60	4.187	4.691	5.215	5.345	4.334	4.308	4.087	4.101	50- 60	4.817	23.30	78.2,78.2
70	2.539	2.972	3.474	3.571	2.738	2.679	2.420	2.355	60- 70	3.693	26.99	90.6,90.6
80	0.9363	1.296	1.727	1.782	1.155	1.098	0.8763	0.7524	70- 80	2.138	29.13	97.7,97.7
90	0.0414	0.2862	0.4991	0.4451	0.1233	0.1349	0.1128	0.0809	80- 90	0.6730	29.80	100,100
100									90-100			
110									100-110			
120									110-120			
130									120-130			
140									130-140			
150									140-150			
160									150-160			
170									160-170			
180									170-180			
DEG	LUMINOUS INTENSITY:cd									UNIT:lm		

Conical surface Flux(90deg): 15.84 lm

%lum = 53.1%
 %lamp = 53.1%

Conical surface Flux(120deg): 23.299 lm

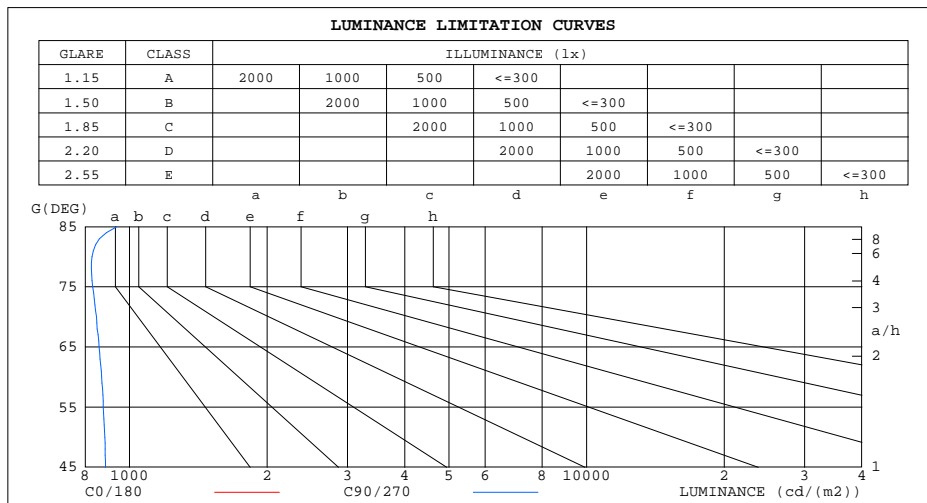
%lum = 78.2%
 %lamp = 78.2%

C Range: 0 - 360DEG
 C Interval: 15.0DEG
 Test Speed: HIGH
 Temperature:25.3DEG
 Operators:XIAOMI
 Test Date:2023-04-27

γ Range: 0 - 90DEG
 γ Interval: 1.0DEG
 Test System:EVERFINE GO-3000H_V1 SYSTEM V2.00.411
 Humidity:65.0%
 Test Distance:9.000m [K=1.0000]
 Remarks:

LUMINANCE LIMITATION CURVES

Test:U:24.016V I:0.2437A P:5.8539W PF:1.0000 Freq:50.00Hz Lamp Flux:29.8028x1 lm		
NAME: UN-BJ-DMX-DC24-5050RGBW-60D10S-18-9xx-1220-TYPEB65红光	WEIGHT:	
SPEC.:	DIM.:	SERIAL No.:
MFR.:	SUR.:1000*12mm	



LUMINANCE cd/(m2)		
G(DEG)	C0/180	C90/270
85	292	939
80	449	829
75	551	831
70	619	847
65	666	859
60	698	869
55	724	877
50	765	883
45	762	887

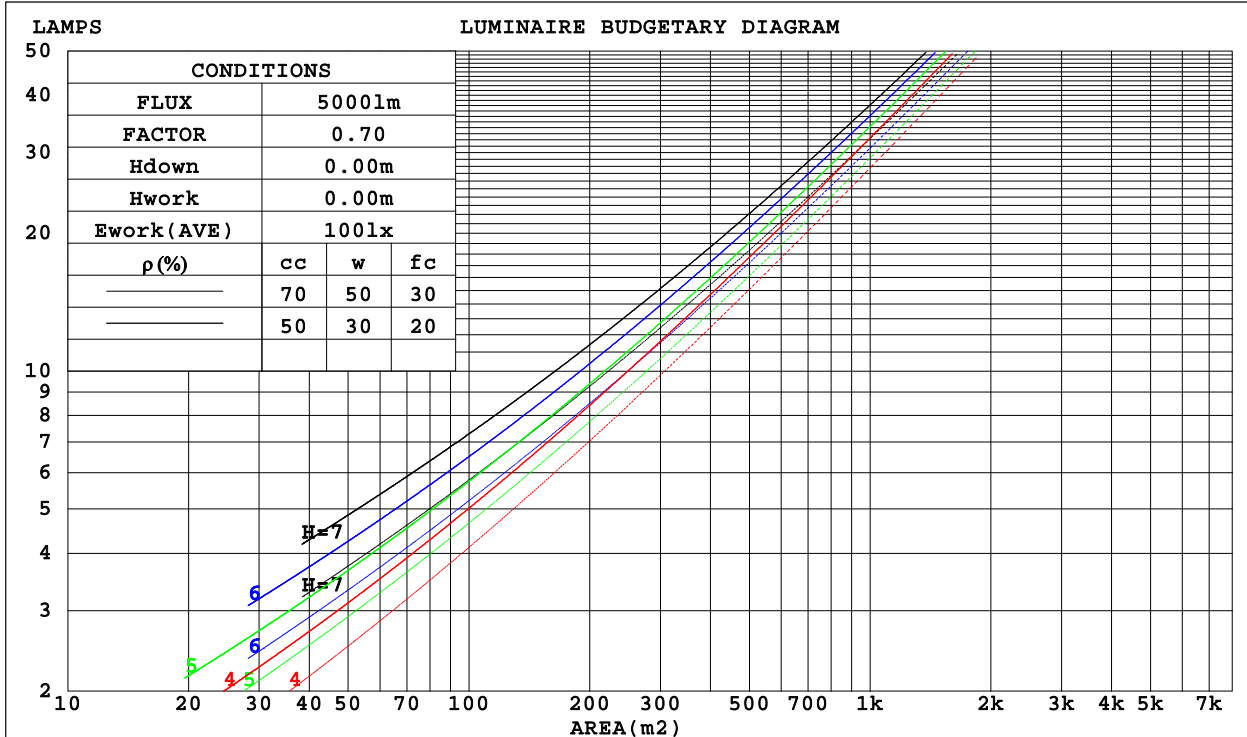
C Range: 0 - 360DEG
 C Interval: 15.0DEG
 Test Speed: HIGH
 Temperature:25.3DEG
 Operators:XIAOMI
 Test Date:2023-04-27

γ Range: 0 - 90DEG
 γ Interval: 1.0DEG
 Test System:EVERFINE GO-3000H_V1 SYSTEM V2.00.411
 Humidity:65.0%
 Test Distance:9.000m [K=1.0000]
 Remarks:

CU AND LUMINAIRE BUDGETARY ESTIMATE DIAGRAM

Test:U:24.016V I:0.2437A P:5.8539W PF:1.0000 Freq:50.00Hz Lamp Flux:29.8028x1 lm		
NAME: UN-BJ-DMX-DC24-5050RGBW-60D10S-18-9xx-1220- TYPEB 65红光	WEIGHT:	
SPEC.:	DIM.:	SERIAL No.:
MFR.:	SUR.:1000*12mm	

ρ_{cc}	80%			70%			50%			30%			10%			0
ρ_w	50%	30%	10%	50%	30%	10%	50%	30%	10%	50%	30%	10%	50%	30%	10%	0
ρ_{fc}	20%			20%			20%			20%			20%			0
RCR	RCR:Room Cavity Ratio						Coefficients of Utilization(CU)									
0.0	1.19	1.19	1.19	1.16	1.16	1.16	1.11	1.11	1.11	1.06	1.06	1.06	1.02	1.02	1.02	1.00
1.0	1.04	.99	.95	1.01	.97	.94	.97	.94	.91	.93	.90	.88	.90	.87	.85	.83
2.0	.90	.83	.77	.88	.82	.76	.85	.79	.75	.81	.77	.73	.78	.75	.71	.69
3.0	.79	.71	.64	.77	.70	.64	.74	.68	.62	.72	.66	.61	.69	.64	.60	.58
4.0	.70	.61	.54	.69	.60	.54	.66	.59	.53	.64	.57	.52	.62	.56	.52	.49
5.0	.62	.53	.47	.61	.53	.46	.59	.52	.46	.57	.51	.45	.55	.50	.45	.43
6.0	.56	.47	.41	.55	.47	.40	.53	.46	.40	.52	.45	.40	.50	.44	.39	.37
7.0	.51	.42	.36	.50	.42	.36	.49	.41	.35	.47	.40	.35	.46	.40	.35	.33
8.0	.46	.38	.32	.46	.38	.32	.44	.37	.32	.43	.36	.31	.42	.36	.31	.29
9.0	.43	.34	.29	.42	.34	.29	.41	.34	.29	.40	.33	.28	.39	.33	.28	.26
10.0	.39	.31	.26	.39	.31	.26	.38	.31	.26	.37	.30	.26	.36	.30	.26	.24



C Range: 0 - 360DEG
 C Interval: 15.0DEG
 Test Speed: HIGH
 Temperature:25.3DEG
 Operators:XIAOMI
 Test Date:2023-04-27

γ Range: 0 - 90DEG
 γ Interval: 1.0DEG
 Test System:EVERFINE GO-3000H_V1 SYSTEM V2.00.411
 Humidity:65.0%
 Test Distance:9.000m [K=1.0000]
 Remarks:

WEC AND CCEC

Test:U:24.016V I:0.2437A P:5.8539W PF:1.0000 Freq:50.00Hz Lamp Flux:29.8028x1 lm		
NAME: UN-BJ-DMX-DC24-5050RGBW-60D10S-18-9xx-1220- TYPE 65红光	WEIGHT:	
SPEC.:	DIM.:	SERIAL No.:
MFR.:	SUR.:1000*12mm	

pcc	80%			70%			50%			30%			10%			0
pw	50%	30%	10%	50%	30%	10%	50%	30%	10%	50%	30%	10%	50%	30%	10%	0
pfc	20%			20%			20%			20%			20%			0
RCR	RCR:Room Cavity Ratio						Wall Exitance Coefficients(WEC)									
0.0																
1.0	.315	.179	.057	.308	.176	.056	.294	.169	.054	.282	.163	.052	.271	.157	.051	
2.0	.295	.161	.050	.288	.159	.049	.277	.154	.048	.266	.149	.047	.256	.145	.046	
3.0	.272	.145	.043	.267	.143	.043	.256	.139	.042	.247	.135	.041	.238	.132	.041	
4.0	.251	.130	.038	.246	.129	.038	.237	.125	.037	.228	.122	.037	.220	.120	.036	
5.0	.232	.118	.034	.227	.117	.034	.219	.114	.034	.211	.112	.033	.204	.109	.033	
6.0	.215	.108	.031	.211	.106	.031	.203	.104	.030	.197	.102	.030	.190	.100	.030	
7.0	.200	.099	.028	.196	.098	.028	.190	.096	.028	.184	.094	.027	.178	.092	.027	
8.0	.186	.091	.026	.183	.090	.025	.177	.089	.025	.172	.087	.025	.167	.086	.025	
9.0	.175	.084	.024	.172	.084	.023	.167	.082	.023	.162	.081	.023	.157	.080	.023	
10.0	.164	.079	.022	.162	.078	.022	.157	.077	.022	.152	.076	.022	.148	.075	.021	

pcc	80%			70%			50%			30%			10%			0
pw	50%	30%	10%	50%	30%	10%	50%	30%	10%	50%	30%	10%	50%	30%	10%	0
pfc	20%			20%			20%			20%			20%			0
RCR	RCR:Room Cavity Ratio						Ceiling Cavity Exitance Coefficients(CCEC)									
0.0	.190	.190	.190	.163	.163	.163	.111	.111	.111	.064	.064	.064	.020	.020	.020	
1.0	.181	.156	.134	.155	.134	.115	.106	.092	.080	.061	.053	.046	.019	.017	.015	
2.0	.173	.132	.098	.148	.114	.084	.101	.079	.059	.058	.046	.035	.019	.015	.011	
3.0	.165	.114	.074	.141	.099	.064	.097	.069	.045	.056	.040	.027	.018	.013	.009	
4.0	.157	.101	.058	.135	.087	.050	.093	.061	.036	.054	.036	.021	.017	.012	.007	
5.0	.150	.091	.047	.129	.078	.041	.089	.055	.029	.051	.032	.017	.017	.010	.006	
6.0	.143	.082	.039	.123	.071	.034	.085	.050	.024	.049	.029	.014	.016	.010	.005	
7.0	.136	.075	.033	.117	.065	.029	.081	.046	.020	.047	.027	.012	.015	.009	.004	
8.0	.129	.070	.029	.111	.060	.025	.077	.042	.018	.045	.025	.011	.014	.008	.003	
9.0	.123	.065	.025	.106	.056	.022	.073	.039	.016	.043	.023	.009	.014	.008	.003	
10.0	.117	.060	.022	.101	.052	.020	.070	.037	.014	.041	.022	.008	.013	.007	.003	

C Range: 0 - 360DEG
 C Interval: 15.0DEG
 Test Speed: HIGH
 Temperature:25.3DEG
 Operators:XIAOMI
 Test Date:2023-04-27

γ Range: 0 - 90DEG
 γ Interval: 1.0DEG
 Test System:EVERFINE GO-3000H_V1 SYSTEM V2.00.411
 Humidity:65.0%
 Test Distance:9.000m [K=1.0000]
 Remarks:

UGR(Unified Glare Rating) Table

Test:U:24.016V I:0.2437A P:5.8539W PF:1.0000 Freq:50.00Hz Lamp Flux:29.8028x1 lm										
NAME: UN-BJ-DMX-DC24-5050RGBW-60D10S-18-9xx-1220- TYPE65 红光					WEIGHT:					
SPEC.:					DIM.:			SERIAL No.:		
MFR.:					SUR.:1000*12mm					
ceiling/cavity	0.7	0.7	0.5	0.5	0.3	0.7	0.7	0.5	0.5	0.3
walls	0.5	0.3	0.5	0.3	0.3	0.5	0.3	0.5	0.3	0.3
working plane	0.2	0.2	0.2	0.2	0.2	0.2	0.2	0.2	0.2	0.2
Room dimensions	Viewed crosswise					Viewed endwise				
x = 2H y = 2H	11.7	13.3	12.0	13.5	13.7	12.6	14.1	12.8	14.3	14.5
3H	13.2	14.6	13.5	14.8	15.1	14.3	15.7	14.6	15.9	16.2
4H	13.7	15.0	14.0	15.3	15.5	15.0	16.4	15.4	16.6	16.9
6H	14.0	15.3	14.3	15.6	15.8	15.7	16.9	16.0	17.2	17.5
8H	14.1	15.3	14.4	15.6	15.9	15.9	17.1	16.3	17.4	17.7
12H	14.1	15.3	14.5	15.6	15.9	16.1	17.3	16.5	17.6	17.9
4H 2H	12.5	13.8	12.8	14.1	14.3	13.1	14.5	13.4	14.7	15.0
3H	14.1	15.3	14.4	15.6	15.9	15.0	16.2	15.4	16.5	16.8
4H	14.7	15.8	15.1	16.1	16.5	15.9	17.0	16.3	17.3	17.6
6H	15.2	16.1	15.6	16.5	16.9	16.7	17.6	17.1	18.0	18.3
8H	15.3	16.2	15.7	16.5	16.9	17.0	17.9	17.4	18.3	18.6
12H	15.3	16.2	15.8	16.5	16.9	17.3	18.1	17.7	18.5	18.9
8H 4H	15.1	16.0	15.5	16.4	16.7	16.1	17.0	16.5	17.4	17.8
6H	15.7	16.4	16.1	16.8	17.3	17.0	17.8	17.5	18.2	18.6
8H	15.9	16.5	16.3	17.0	17.4	17.5	18.1	17.9	18.6	19.0
12H	16.0	16.5	16.5	17.0	17.5	17.9	18.5	18.4	18.9	19.4
12H 4H	15.1	16.0	15.6	16.3	16.7	16.1	17.0	16.6	17.3	17.7
6H	15.8	16.4	16.2	16.9	17.3	17.1	17.8	17.6	18.2	18.6
8H	16.0	16.6	16.5	17.0	17.5	17.6	18.1	18.0	18.6	19.1
Variations with the observer position at spacings:										
S = 1.0H	+ 0.2 / - 0.2					+ 0.1 / - 0.2				
1.5H	+ 0.2 / - 0.4					+ 0.2 / - 0.2				
2.0H	+ 0.2 / - 0.4					+ 0.1 / - 0.3				

CIE Pub.117, 29.80 lm Total Lamp Luminous Flux Corrected (8log(F/F0) = -12.2)
 Area: 0.012 m2

C Range: 0 - 360DEG
 C Interval: 15.0DEG
 Test Speed: HIGH
 Temperature:25.3DEG
 Operators:XIAOMI
 Test Date:2023-04-27

γ Range: 0 - 90DEG
 γ Interval: 1.0DEG
 Test System:EVERFINE GO-3000H_V1 SYSTEM V2.00.411
 Humidity:65.0%
 Test Distance:9.000m [K=1.0000]
 Remarks:

UTILIZATION FACTORS TABLE

Test:U:24.016V I:0.2437A P:5.8539W PF:1.0000 Freq:50.00Hz Lamp Flux:29.8028x1 lm		
NAME: UN-BJ-DMX-DC24-5050RGBW-60D10S-18-9xx-1220- TYPE 65红光	WEIGHT:	
SPEC.:	DIM.:	SERIAL No.:
MFR.:	SUR.:1000*12mm	

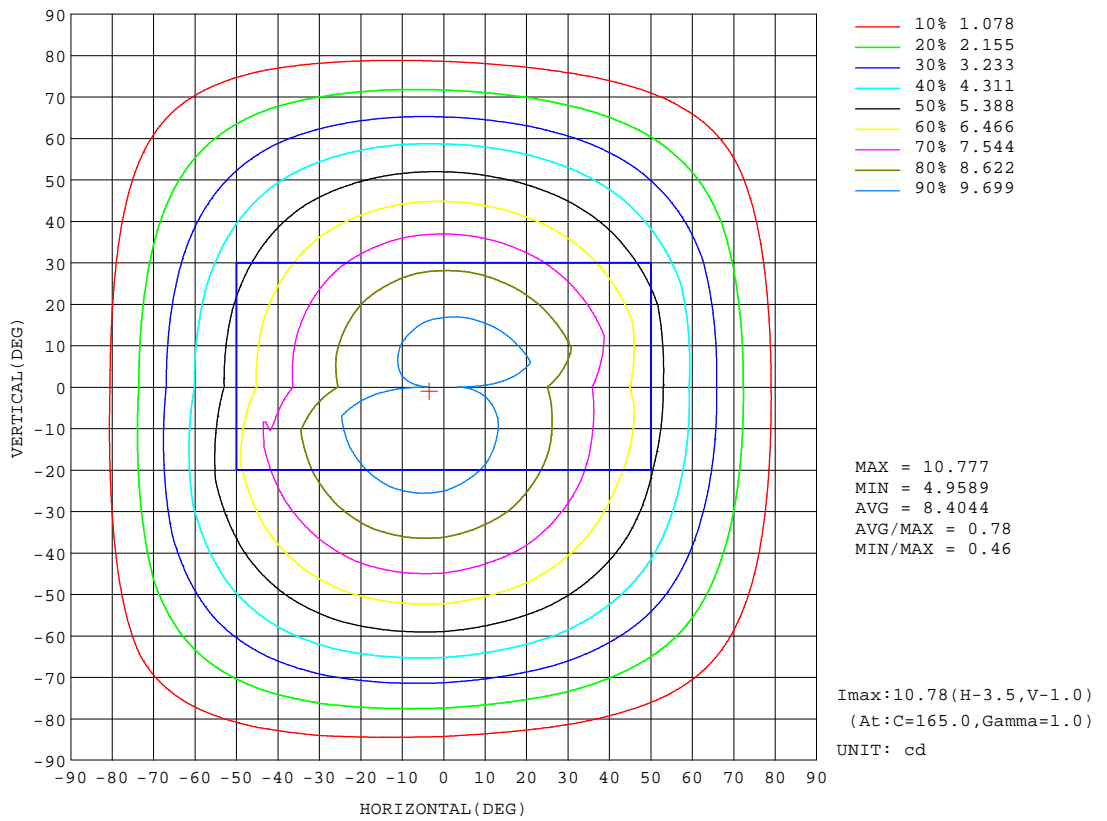
REFLECTANCE										
Ceiling	0.8	0.8	0.8	0.7	0.7	0.7	0.5	0.5	0.5	0
Walls	0.7	0.5	0.3	0.7	0.5	0.3	0.7	0.5	0.3	0
Working plane	0.2	0.2	0.2	0.2	0.2	0.2	0.2	0.2	0.2	0
ROOM INDEX	UTILIZATION FACTORS(PERCENT) k(RI) x RCR = 5									
k = 0.60	57	46	39	57	45	38	55	45	38	32
0.80	67	56	48	66	55	48	64	54	48	41
1.00	76	64	57	74	64	57	72	65	56	49
1.25	83	72	65	81	71	65	79	70	64	56
1.50	88	78	71	86	77	70	83	75	69	62
2.00	95	86	79	93	85	79	89	83	77	69
2.50	99	91	85	97	89	84	93	87	82	73
3.00	102	95	89	100	93	88	96	91	86	78
4.00	106	100	96	104	98	94	99	95	91	83
5.00	108	104	99	106	102	98	101	98	95	86
ROOM INDEX	UF(total)									Direct
According to DIN EN 13032-2 2004			Suspended				SHRNOM = 1.25			

C Range: 0 - 360DEG
 C Interval: 15.0DEG
 Test Speed: HIGH
 Temperature:25.3DEG
 Operators:XIAOMI
 Test Date:2023-04-27

γ Range: 0 - 90DEG
 γ Interval: 1.0DEG
 Test System:EVERFINE GO-3000H_V1 SYSTEM V2.00.411
 Humidity:65.0%
 Test Distance:9.000m [K=1.0000]
 Remarks:

ISOCANDELA DIAGRAM

Test:U:24.016V I:0.2437A P:5.8539W PF:1.0000 Freq:50.00Hz Lamp Flux:29.8028x1 lm		
NAME: UN-BJ-DMX-DC24-5050RGBW-60D10S-18-9xx-1220-TYPEB65红光	WEIGHT:	
SPEC.:	DIM.:	SERIAL No.:
MFR.:	SUR.:1000*12mm	



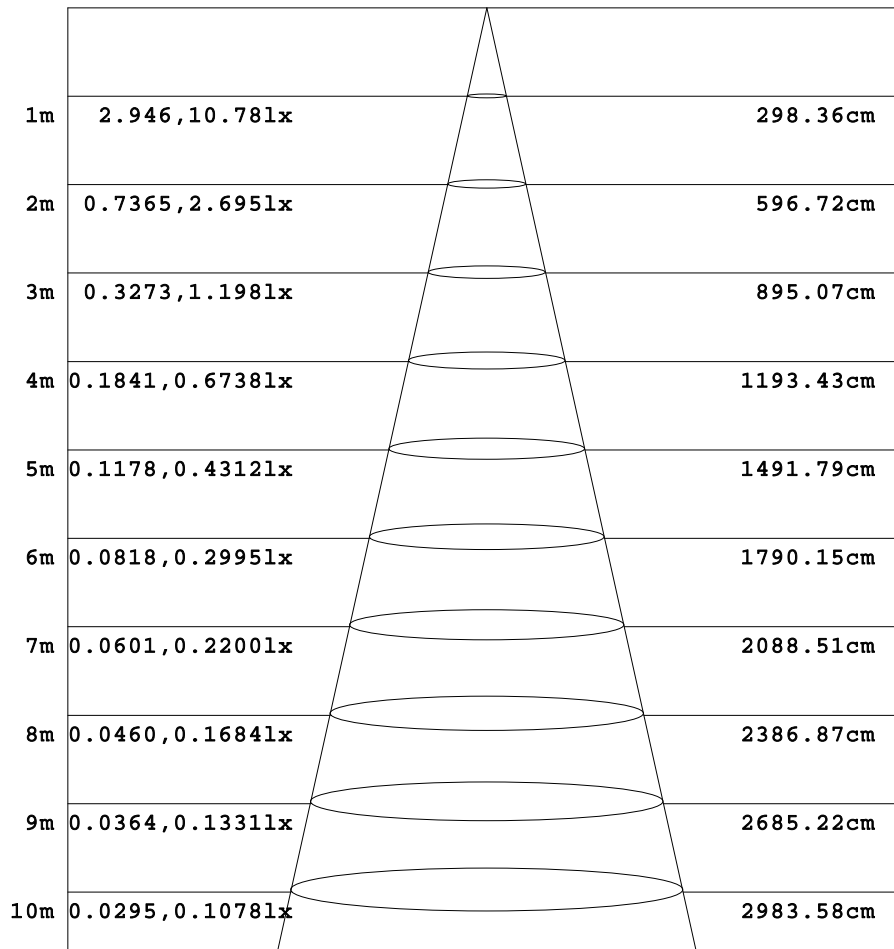
C Range: 0 - 360DEG
 C Interval: 15.0DEG
 Test Speed: HIGH
 Temperature:25.3DEG
 Operators:XIAOMI
 Test Date:2023-04-27

γ Range: 0 - 90DEG
 γ Interval: 1.0DEG
 Test System:EVERFINE GO-3000H_V1 SYSTEM V2.00.411
 Humidity:65.0%
 Test Distance:9.000m [K=1.0000]
 Remarks:

AAI Figure

Test:U:24.016V I:0.2437A P:5.8539W PF:1.0000 Freq:50.00Hz Lamp Flux:29.8028x1 lm		
NAME: UN-BJ-DMX-DC24-5050RGBW-60D10S-18-9xx-1220- TYPE 65红光	WEIGHT:	
SPEC.:	DIM.:	SERIAL No.:
MFR.:	SUR.:1000*12mm	

Flux out:21.95 lm



Height Eavg, Emax Angle:112.33deg Diameter

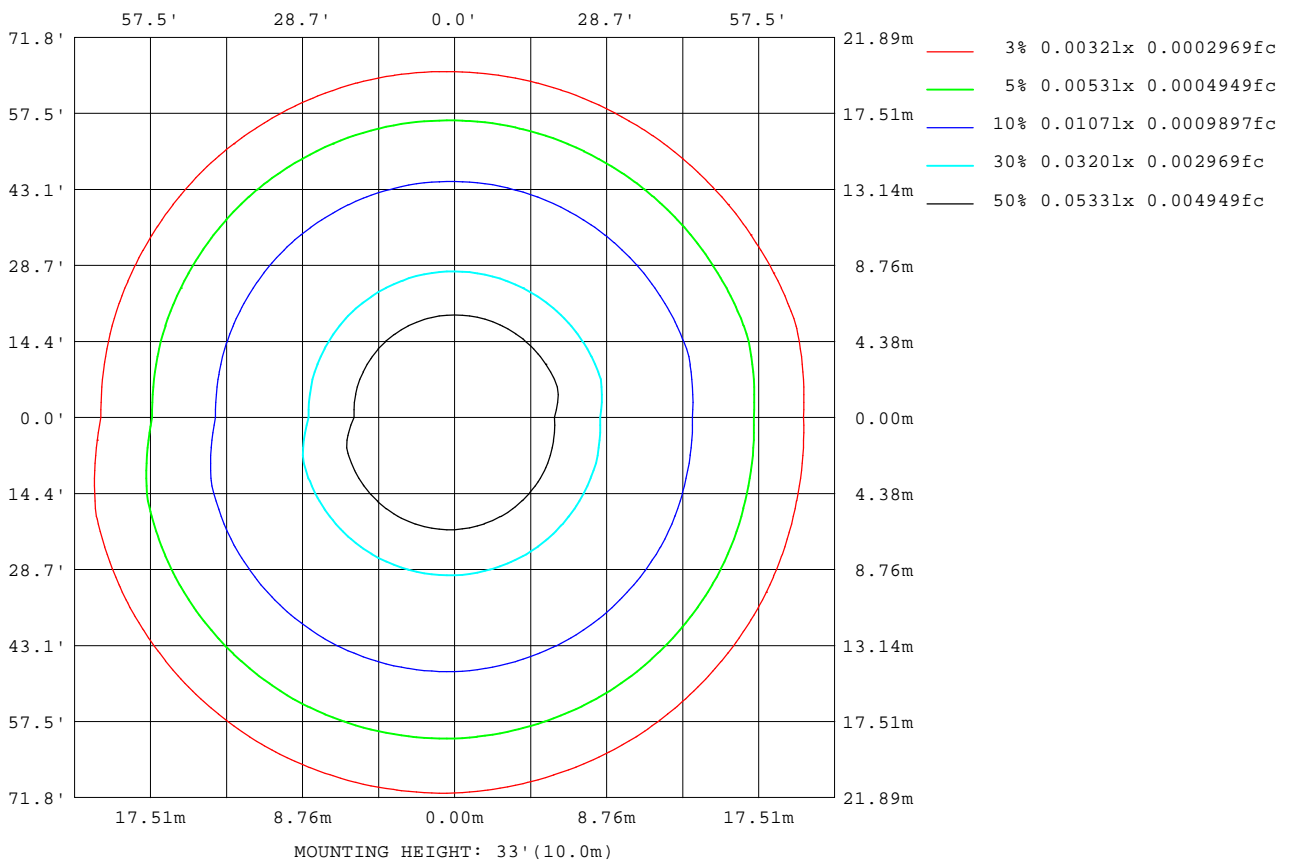
Note:The Curves indicate the illuminated area and the average illumination when the luminaire is at different distance.

C Range: 0 - 360DEG
 C Interval: 15.0DEG
 Test Speed: HIGH
 Temperature:25.3DEG
 Operators:XIAOMI
 Test Date:2023-04-27

γ Range: 0 - 90DEG
 γ Interval: 1.0DEG
 Test System:EVERFINE GO-3000H_V1 SYSTEM V2.00.411
 Humidity:65.0%
 Test Distance:9.000m [K=1.0000]
 Remarks:

ISOLUX DIAGRAM

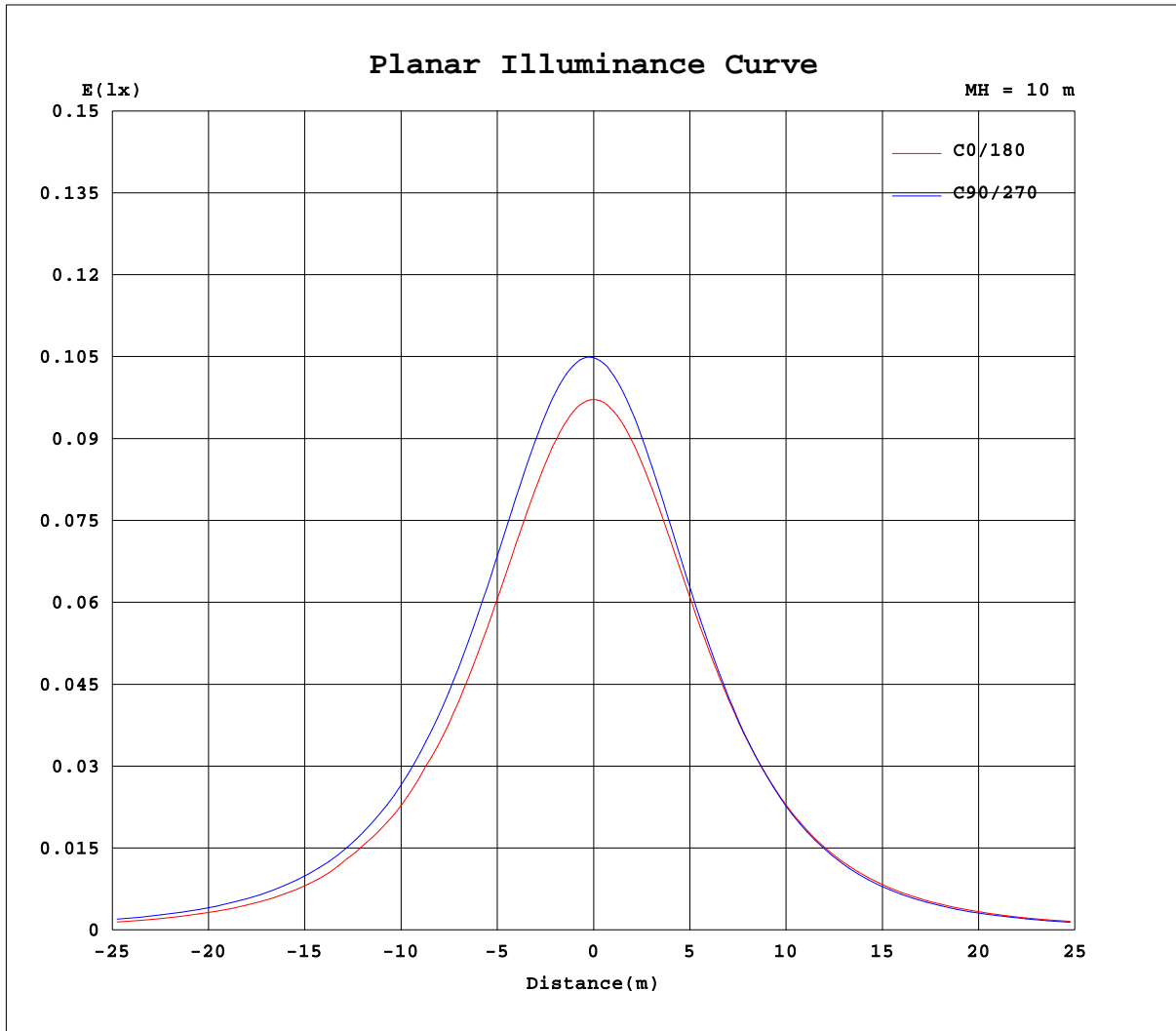
Test:U:24.016V I:0.2437A P:5.8539W PF:1.0000 Freq:50.00Hz Lamp Flux:29.8028x1 lm		
NAME: UN-BJ-DMX-DC24-5050RGBW-60D10S-18-9xx-1220-TYPEB65红光	WEIGHT:	
SPEC.:	DIM.:	SERIAL No.:
MFR.:	SUR.:1000*12mm	



C Range: 0 - 360DEG
 C Interval: 15.0DEG
 Test Speed: HIGH
 Temperature:25.3DEG
 Operators:XIAOMI
 Test Date:2023-04-27

γ Range: 0 - 90DEG
 γ Interval: 1.0DEG
 Test System:EVERFINE GO-3000H_V1 SYSTEM V2.00.411
 Humidity:65.0%
 Test Distance:9.000m [K=1.0000]
 Remarks:

Planar Illuminance Curve



C Range: 0 - 360DEG
C Interval: 15.0DEG
Test Speed: HIGH
Temperature: 25.3DEG
Operators: XIAOMI
Test Date: 2023-04-27

γ Range: 0 - 90DEG
 γ Interval: 1.0DEG
Test System: EVERFINE GO-3000H_V1 SYSTEM V2.00.411
Humidity: 65.0%
Test Distance: 9.000m [K=1.0000]
Remarks:

