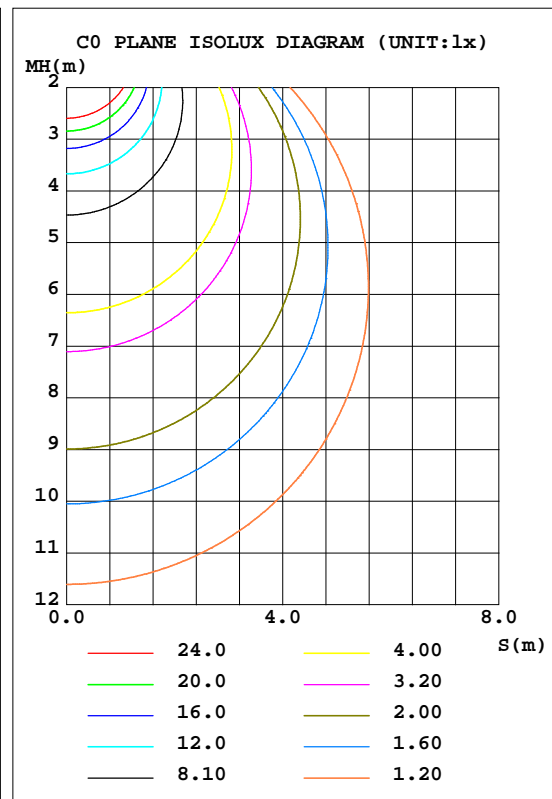
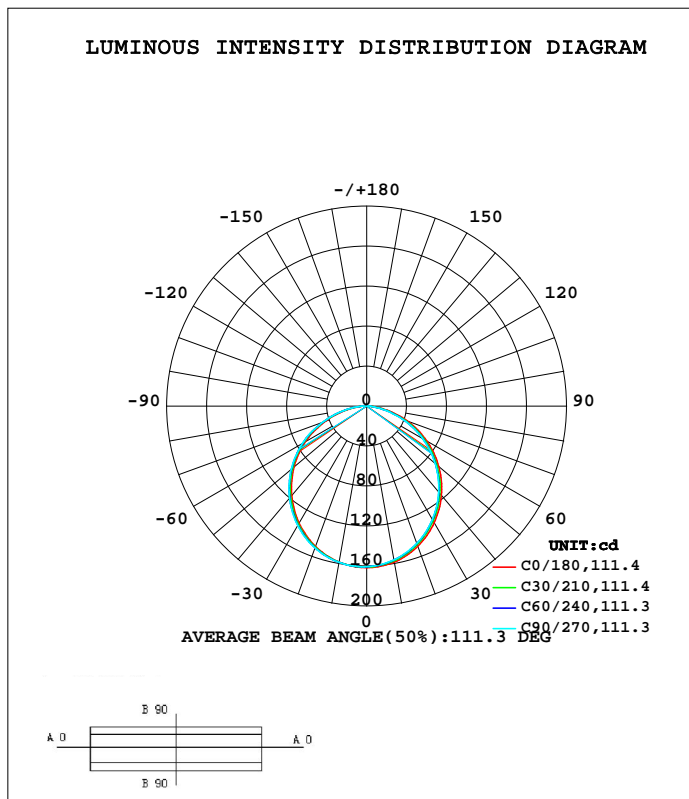


LUMINAIRE PHOTOMETRIC TEST REPORT

Test:U:24.031V I:0.4094A P:9.8392W PF:1.0000 Freq:50.00Hz Lamp Flux:452.224x1 lm		
NAME: UN-BJ-DC24-2835-168-9.6-9xx-1010-Z-IP65	TYPE:	WEIGHT:
SPEC.:	DIM.:	SERIAL No.:
MFR.:	SUR.:1000*10mm	

DATA OF LAMP		PHOTOMETRIC DATA Eff: 45.96 lm/W			
MODEL		I _{max} (cd)	161.6	S/MH(C0/180)	1.25
NOMINAL POWER(W)		LOR(%)	100.0	S/MH(C90/270)	1.28
RATED VOLTAGE(V)	--	TOTAL FLUX(lm)	452.22	η UP, DN(C0-180)	0.0,48.4
NOMINAL FLUX(lm)	452.224	CIE CLASS	DIRECT	η UP, DN(C180-360)	0.0,51.6
LAMPS INSIDE	1	η up(%)	0.0	CIBSE SHR NOM	1.25
TEST VOLTAGE(V)	--	η down(%)	100.0	CIBSE SHR MAX	1.35



C Range: 0 - 360DEG
 C Interval: 15.0DEG
 Test Speed: HIGH
 Temperature:25.3DEG
 Operators:XIAOMI
 Test Date:2023-04-28

γ Range: 0 - 90DEG
 γ Interval: 1.0DEG
 Test System:EVERFINE GO-3000H_V1 SYSTEM V2.00.411
 Humidity:65.0%
 Test Distance:9.000m [K=1.0000]
 Remarks:

ZONAL FLUX DIAGRAM

ZONAL FLUX DIAGRAM:

γ	C0	C45	C90	C135	C180	C225	C270	C315	γ	Φ zone	Φ total	%lum,lamp
10	158.5	157.0	156.3	156.8	158.5	158.6	158.9	158.3	0- 10	15.21	15.21	3.36,3.36
20	149.4	147.3	146.3	147.3	149.5	150.4	151.2	150.1	10- 20	43.45	58.66	13,13
30	135.0	132.5	131.3	132.7	135.3	136.9	138.0	136.5	20- 30	65.60	124.3	27.5,27.5
40	116.4	113.5	112.1	114.0	116.8	118.8	120.2	118.4	30- 40	78.76	203.0	44.9,44.9
50	94.18	91.14	89.65	91.87	95.03	97.21	98.60	96.68	40- 50	81.45	284.5	62.9,62.9
60	69.32	66.12	64.51	67.17	70.61	72.82	73.98	72.07	50- 60	73.42	357.9	79.1,79.1
70	42.63	38.46	37.79	39.87	43.43	46.41	46.32	45.42	60- 70	55.47	413.4	91.4,91.4
80	16.44	13.21	12.48	14.71	18.01	19.91	19.98	18.83	70- 80	30.92	444.3	98.2,98.2
90	0.6513	0.5810	0.4952	0.9934	1.817	1.830	1.621	1.319	80- 90	7.947	452.2	100,100
100									90-100			
110									100-110			
120									110-120			
130									120-130			
140									130-140			
150									140-150			
160									150-160			
170									160-170			
180									170-180			
DEG	LUMINOUS INTENSITY:cd									UNIT:lm		

Conical surface Flux(90deg): 244.09 lm

%lum = 54.0%
 %lamp = 54.0%

Conical surface Flux(120deg): 357.89 lm

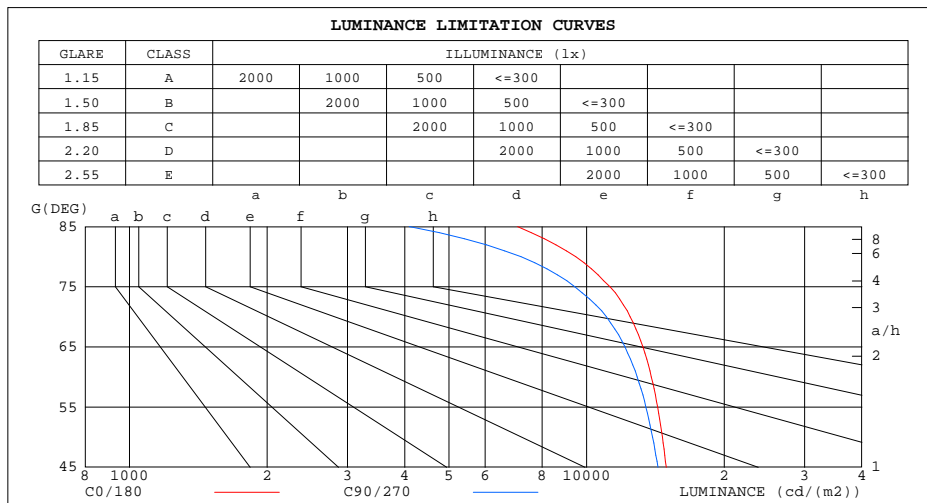
%lum = 79.1%
 %lamp = 79.1%

C Range: 0 - 360DEG
 C Interval: 15.0DEG
 Test Speed: HIGH
 Temperature:25.3DEG
 Operators:XIAOMI
 Test Date:2023-04-28

γ Range: 0 - 90DEG
 γ Interval: 1.0DEG
 Test System:EVERFINE GO-3000H_V1 SYSTEM V2.00.411
 Humidity:65.0%
 Test Distance:9.000m [K=1.0000]
 Remarks:

LUMINANCE LIMITATION CURVES

Test:U:24.031V I:0.4094A P:9.8392W PF:1.0000 Freq:50.00Hz Lamp Flux:452.224x1 lm		
NAME: UN-BJ-DC24-2835-168-9.6-9xx-1010-Z-IP65	TYPE:	WEIGHT:
SPEC.:	DIM.:	SERIAL No.:
MFR.:	SUR.:1000*10mm	



LUMINANCE cd/(m2)		
G(DEG)	C0/180	C90/270
85	7059	4093
80	9469	7190
75	11251	9428
70	12465	11050
65	13289	12134
60	13864	12902
55	14308	13491
50	14652	13947
45	14940	14329

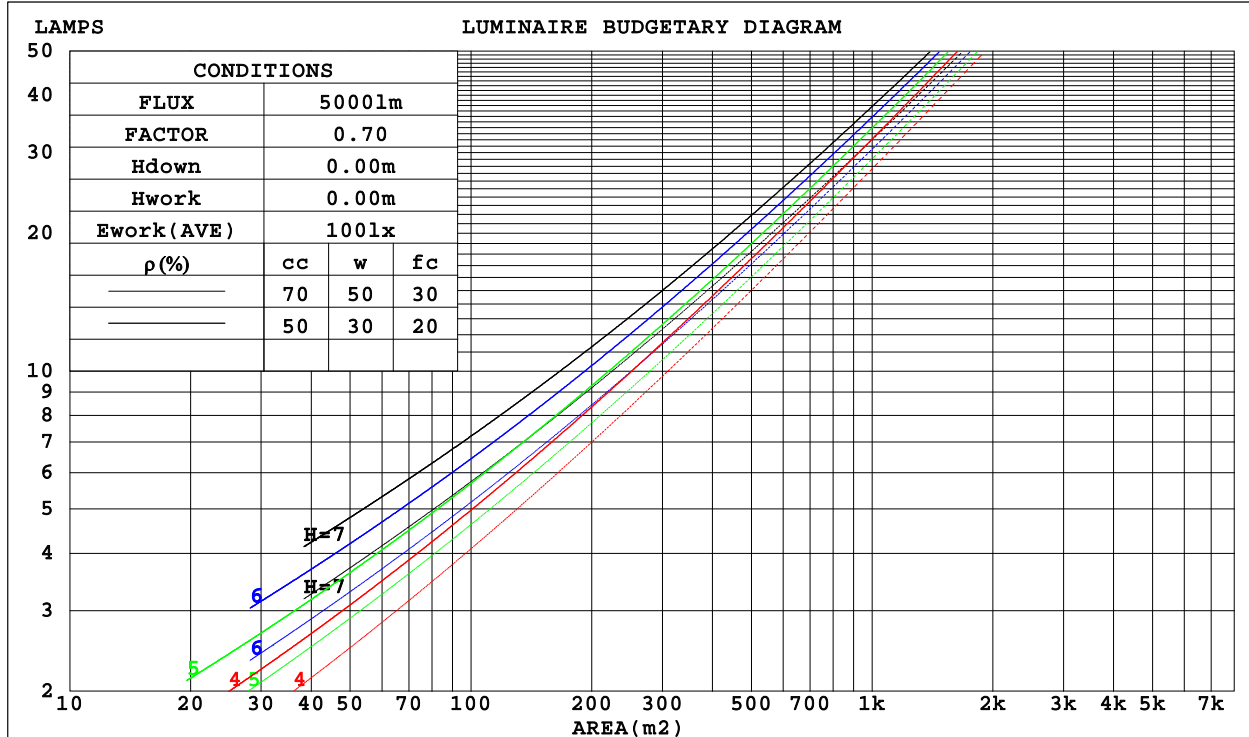
C Range: 0 - 360DEG
 C Interval: 15.0DEG
 Test Speed: HIGH
 Temperature:25.3DEG
 Operators:XIAOMI
 Test Date:2023-04-28

γ Range: 0 - 90DEG
 γ Interval: 1.0DEG
 Test System:EVERFINE GO-3000H_V1 SYSTEM V2.00.411
 Humidity:65.0%
 Test Distance:9.000m [K=1.0000]
 Remarks:

CU AND LUMINAIRE BUDGETARY ESTIMATE DIAGRAM

Test:U:24.031V I:0.4094A P:9.8392W PF:1.0000 Freq:50.00Hz Lamp Flux:452.224x1 lm		
NAME: UN-BJ-DC24-2835-168-9.6-9xx-1010-Z-IP65	TYPE:	WEIGHT:
SPEC.:	DIM.:	SERIAL No.:
MFR.:	SUR.:1000*10mm	

ρ_{cc}	80%			70%			50%			30%			10%			0
ρ_w	50%	30%	10%	50%	30%	10%	50%	30%	10%	50%	30%	10%	50%	30%	10%	0
ρ_{fc}	20%			20%			20%			20%			20%			0
RCR	RCR:Room Cavity Ratio						Coefficients of Utilization(CU)									
0.0	1.19	1.19	1.19	1.16	1.16	1.16	1.11	1.11	1.11	1.06	1.06	1.06	1.02	1.02	1.02	1.00
1.0	1.04	.00	.96	1.02	.98	.94	.97	.94	.91	.94	.91	.89	.90	.88	.86	.84
2.0	.91	.84	.78	.89	.82	.77	.85	.80	.75	.82	.77	.74	.79	.75	.72	.70
3.0	.80	.71	.65	.78	.70	.64	.75	.68	.63	.72	.67	.62	.70	.65	.61	.59
4.0	.70	.62	.55	.69	.61	.54	.67	.59	.54	.64	.58	.53	.62	.57	.52	.50
5.0	.63	.54	.47	.62	.53	.47	.60	.52	.46	.58	.51	.46	.56	.50	.45	.43
6.0	.57	.48	.41	.56	.47	.41	.54	.46	.41	.52	.45	.40	.51	.45	.40	.38
7.0	.51	.43	.36	.51	.42	.36	.49	.41	.36	.48	.41	.36	.46	.40	.35	.33
8.0	.47	.38	.32	.46	.38	.32	.45	.37	.32	.44	.37	.32	.42	.36	.32	.30
9.0	.43	.35	.29	.42	.34	.29	.41	.34	.29	.40	.34	.29	.39	.33	.29	.27
10.0	.40	.32	.26	.39	.32	.26	.38	.31	.26	.37	.31	.26	.36	.30	.26	.24



C Range: 0 - 360DEG
 C Interval: 15.0DEG
 Test Speed: HIGH
 Temperature:25.3DEG
 Operators:XIAOMI
 Test Date:2023-04-28

γ Range: 0 - 90DEG
 γ Interval: 1.0DEG
 Test System:EVERFINE GO-3000H_V1 SYSTEM V2.00.411
 Humidity:65.0%
 Test Distance:9.000m [K=1.0000]
 Remarks:

WEC AND CCEC

Test:U:24.031V I:0.4094A P:9.8392W PF:1.0000 Freq:50.00Hz Lamp Flux:452.224x1 lm		
NAME: UN-BJ-DC24-2835-168-9.6-9xx-1010-Z-IP65	TYPE:	WEIGHT:
SPEC.:	DIM.:	SERIAL No.:
MFR.:	SUR.:1000*10mm	

pcc	80%			70%			50%			30%			10%			0
pw	50%	30%	10%	50%	30%	10%	50%	30%	10%	50%	30%	10%	50%	30%	10%	0
pfc	20%			20%			20%			20%			20%			0
RCR	RCR:Room Cavity Ratio						Wall Exitance Coefficients(WEC)									
0.0																
1.0	.307	.175	.055	.300	.171	.054	.287	.165	.053	.275	.159	.051	.264	.153	.049	
2.0	.290	.159	.049	.284	.156	.048	.272	.151	.047	.261	.147	.046	.251	.142	.045	
3.0	.269	.143	.043	.263	.141	.042	.253	.137	.042	.243	.133	.041	.235	.130	.040	
4.0	.248	.129	.038	.243	.127	.038	.234	.124	.037	.226	.121	.037	.218	.118	.036	
5.0	.230	.117	.034	.225	.116	.034	.217	.113	.033	.210	.111	.033	.203	.108	.033	
6.0	.213	.107	.031	.209	.106	.030	.202	.104	.030	.195	.101	.030	.189	.099	.030	
7.0	.198	.098	.028	.195	.097	.028	.189	.095	.027	.182	.094	.027	.177	.092	.027	
8.0	.185	.091	.025	.182	.090	.025	.177	.088	.025	.171	.087	.025	.166	.085	.025	
9.0	.174	.084	.023	.171	.083	.023	.166	.082	.023	.161	.081	.023	.156	.079	.023	
10.0	.163	.078	.022	.161	.078	.022	.156	.077	.022	.152	.075	.021	.148	.074	.021	

pcc	80%			70%			50%			30%			10%			0
pw	50%	30%	10%	50%	30%	10%	50%	30%	10%	50%	30%	10%	50%	30%	10%	0
pfc	20%			20%			20%			20%			20%			0
RCR	RCR:Room Cavity Ratio						Ceiling Cavity Exitance Coefficients(CCEC)									
0.0	.190	.190	.190	.163	.163	.163	.111	.111	.111	.064	.064	.064	.020	.020	.020	
1.0	.180	.156	.135	.154	.134	.116	.105	.092	.080	.061	.053	.047	.019	.017	.015	
2.0	.172	.132	.098	.147	.114	.085	.101	.079	.059	.058	.046	.035	.019	.015	.011	
3.0	.164	.114	.074	.141	.099	.065	.097	.068	.045	.056	.040	.027	.018	.013	.009	
4.0	.157	.101	.058	.134	.087	.051	.092	.061	.036	.053	.036	.021	.017	.012	.007	
5.0	.149	.091	.047	.128	.078	.041	.088	.055	.029	.051	.032	.017	.016	.010	.006	
6.0	.142	.082	.039	.122	.071	.034	.084	.050	.024	.049	.029	.014	.016	.010	.005	
7.0	.135	.075	.033	.116	.065	.029	.080	.046	.021	.047	.027	.012	.015	.009	.004	
8.0	.129	.069	.029	.111	.060	.025	.077	.042	.018	.045	.025	.011	.014	.008	.004	
9.0	.123	.065	.025	.106	.056	.022	.073	.039	.016	.043	.023	.009	.014	.008	.003	
10.0	.117	.060	.022	.101	.052	.020	.070	.037	.014	.041	.022	.008	.013	.007	.003	

C Range: 0 - 360DEG
 C Interval: 15.0DEG
 Test Speed: HIGH
 Temperature:25.3DEG
 Operators:XIAOMI
 Test Date:2023-04-28

γ Range: 0 - 90DEG
 γ Interval: 1.0DEG
 Test System:EVERFINE GO-3000H_V1 SYSTEM V2.00.411
 Humidity:65.0%
 Test Distance:9.000m [K=1.0000]
 Remarks:

UGR(Unified Glare Rating) Table

Test:U:24.031V I:0.4094A P:9.8392W PF:1.0000 Freq:50.00Hz Lamp Flux:452.224x1 lm										
NAME: UN-BJ-DC24-2835-168-9.6-9xx-1010-Z-IP65					TYPE:			WEIGHT:		
SPEC.:					DIM.:			SERIAL No.:		
MFR.:					SUR.:1000*10mm					
ceiling/cavity	0.7	0.7	0.5	0.5	0.3	0.7	0.7	0.5	0.5	0.3
walls	0.5	0.3	0.5	0.3	0.3	0.5	0.3	0.5	0.3	0.3
working plane	0.2	0.2	0.2	0.2	0.2	0.2	0.2	0.2	0.2	0.2
Room dimensions	Viewed crosswise					Viewed endwise				
x = 2H y = 2H	22.0	23.5	22.3	23.7	23.9	21.7	23.2	22.0	23.4	23.6
3H	23.5	24.9	23.8	25.1	25.3	23.1	24.5	23.4	24.7	24.9
4H	24.0	25.3	24.3	25.6	25.9	23.5	24.9	23.8	25.1	25.4
6H	24.4	25.6	24.7	25.9	26.2	23.8	25.0	24.1	25.3	25.6
8H	24.5	25.7	24.8	26.0	26.3	23.8	25.0	24.2	25.3	25.6
12H	24.5	25.7	24.9	26.0	26.3	23.8	25.0	24.2	25.3	25.6
4H 2H	22.5	23.9	22.8	24.1	24.4	22.3	23.6	22.6	23.9	24.2
3H	24.2	25.3	24.5	25.6	25.9	23.8	25.0	24.2	25.3	25.6
4H	24.8	25.9	25.2	26.2	26.5	24.4	25.4	24.8	25.8	26.1
6H	25.3	26.2	25.7	26.6	27.0	24.7	25.7	25.1	26.0	26.4
8H	25.4	26.3	25.8	26.7	27.1	24.8	25.7	25.2	26.0	26.4
12H	25.5	26.3	25.9	26.7	27.1	24.8	25.6	25.2	26.0	26.4
8H 4H	25.0	25.9	25.4	26.2	26.6	24.6	25.5	25.0	25.8	26.2
6H	25.6	26.3	26.0	26.7	27.1	25.0	25.8	25.5	26.2	26.6
8H	25.8	26.4	26.2	26.8	27.3	25.2	25.8	25.6	26.2	26.7
12H	25.9	26.4	26.4	26.9	27.4	25.2	25.8	25.7	26.2	26.7
12H 4H	25.0	25.8	25.4	26.2	26.6	24.6	25.4	25.0	25.8	26.2
6H	25.6	26.2	26.0	26.7	27.1	25.1	25.7	25.5	26.1	26.6
8H	25.8	26.4	26.3	26.8	27.3	25.2	25.8	25.7	26.2	26.7
Variations with the observer position at spacings:										
S = 1.0H	+ 0.2 / - 0.2					+ 0.2 / - 0.2				
1.5H	+ 0.2 / - 0.3					+ 0.2 / - 0.3				
2.0H	+ 0.3 / - 0.3					+ 0.3 / - 0.3				

CIE Pub.117, 452.2 lm Total Lamp Luminous Flux Corrected (8log(F/F0) = -2.8)
 Area: 0.01 m2

C Range: 0 - 360DEG
 C Interval: 15.0DEG
 Test Speed: HIGH
 Temperature:25.3DEG
 Operators:XIAOMI
 Test Date:2023-04-28

γ Range: 0 - 90DEG
 γ Interval: 1.0DEG
 Test System:EVERFINE GO-3000H_V1 SYSTEM V2.00.411
 Humidity:65.0%
 Test Distance:9.000m [K=1.0000]
 Remarks:

UTILIZATION FACTORS TABLE

Test:U:24.031V I:0.4094A P:9.8392W PF:1.0000 Freq:50.00Hz Lamp Flux:452.224x1 lm		
NAME: UN-BJ-DC24-2835-168-9.6-9xx-1010-Z-IP65	TYPE:	WEIGHT:
SPEC.:	DIM.:	SERIAL No.:
MFR.:	SUR.:1000*10mm	

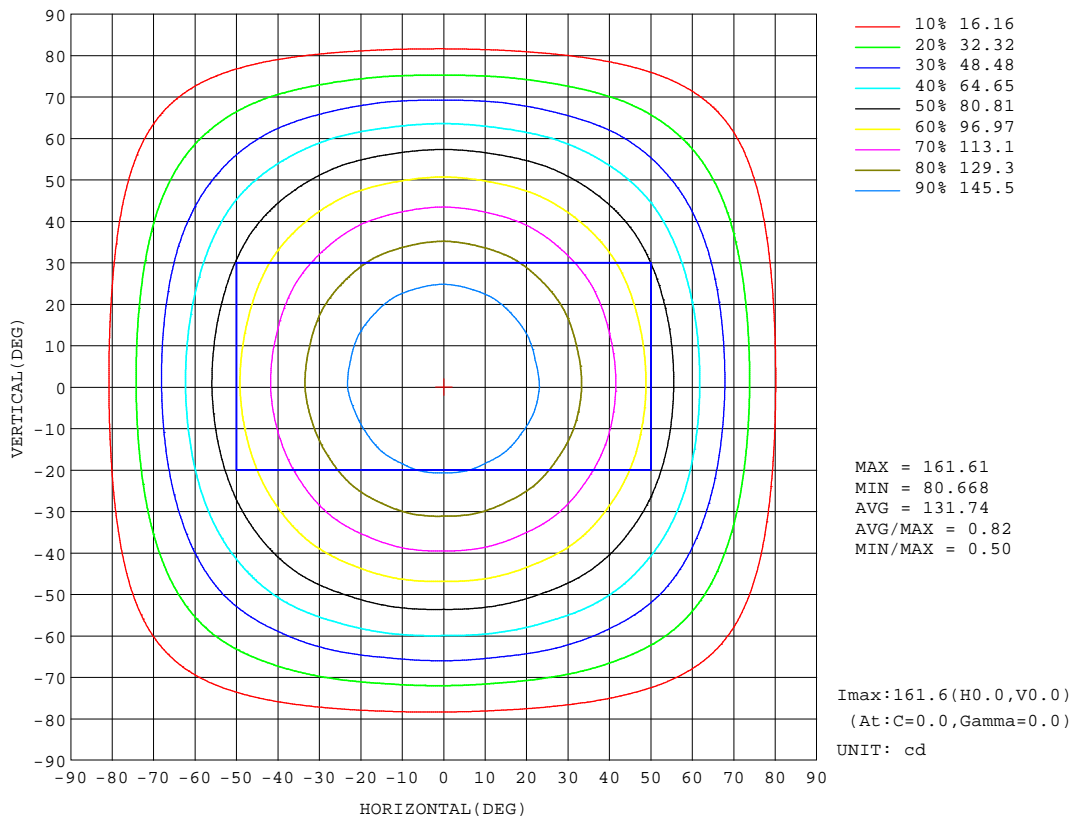
REFLECTANCE										
Ceiling	0.8	0.8	0.8	0.7	0.7	0.7	0.5	0.5	0.5	0
Walls	0.7	0.5	0.3	0.7	0.5	0.3	0.7	0.5	0.3	0
Working plane	0.2	0.2	0.2	0.2	0.2	0.2	0.2	0.2	0.2	0
ROOM INDEX	UTILIZATION FACTORS(PERCENT) k(RI) x RCR = 5									
k = 0.60	58	46	39	57	46	39	56	45	39	32
0.80	68	56	49	67	56	49	65	55	48	41
1.00	76	65	58	75	64	58	73	66	57	50
1.25	83	73	66	82	72	65	79	71	64	57
1.50	88	78	71	87	78	71	84	76	70	62
2.00	95	87	80	93	85	79	90	83	78	70
2.50	99	91	85	97	90	84	93	87	82	74
3.00	102	96	90	100	94	89	96	91	87	78
4.00	106	101	96	104	99	95	100	96	92	83
5.00	109	104	100	106	102	98	102	98	95	86
ROOM INDEX	UF(total)									Direct
According to DIN EN 13032-2 2004			Suspended				SHRNOM = 1.25			

C Range: 0 - 360DEG
 C Interval: 15.0DEG
 Test Speed: HIGH
 Temperature:25.3DEG
 Operators:XIAOMI
 Test Date:2023-04-28

γ Range: 0 - 90DEG
 γ Interval: 1.0DEG
 Test System:EVERFINE GO-3000H_V1 SYSTEM V2.00.411
 Humidity:65.0%
 Test Distance:9.000m [K=1.0000]
 Remarks:

ISOCANDELA DIAGRAM

Test:U:24.031V I:0.4094A P:9.8392W PF:1.0000 Freq:50.00Hz Lamp Flux:452.224x1 lm		
NAME: UN-BJ-DC24-2835-168-9.6-9xx-1010-Z-IP65	TYPE:	WEIGHT:
SPEC.:	DIM.:	SERIAL No.:
MFR.:	SUR.:1000*10mm	



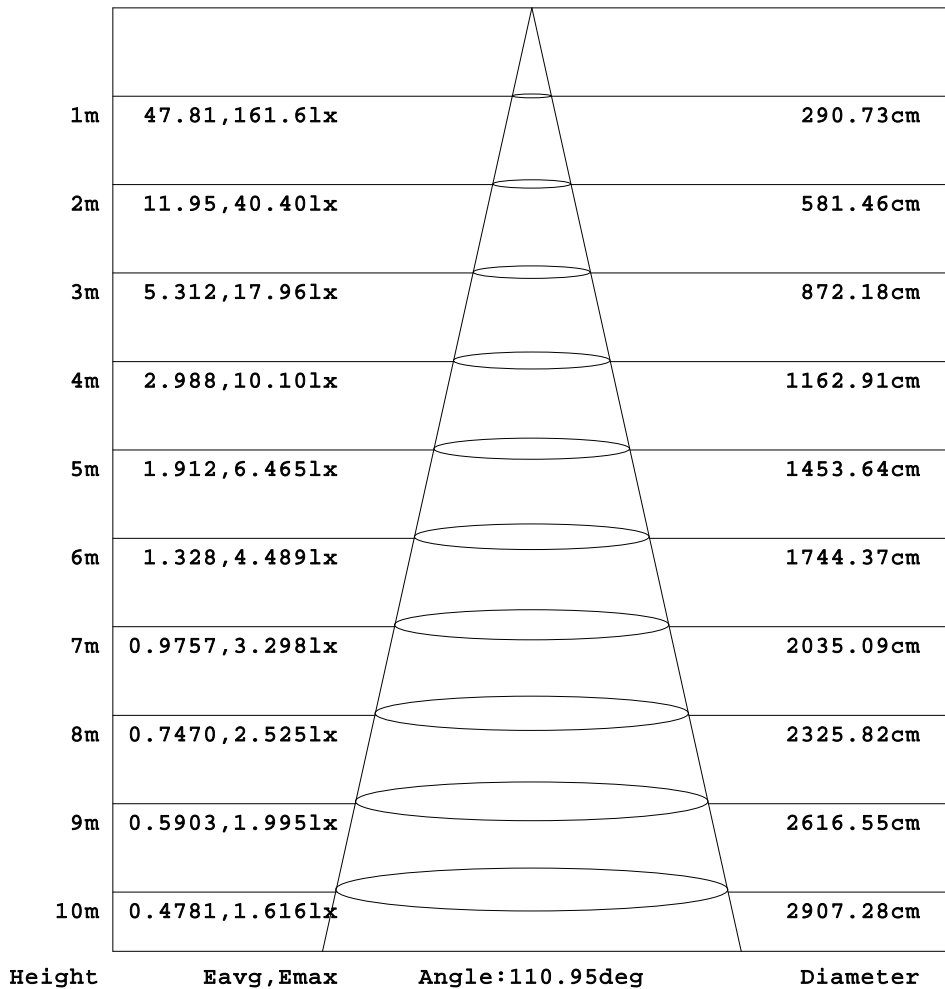
C Range: 0 - 360DEG
 C Interval: 15.0DEG
 Test Speed: HIGH
 Temperature:25.3DEG
 Operators:XIAOMI
 Test Date:2023-04-28

γ Range: 0 - 90DEG
 γ Interval: 1.0DEG
 Test System:EVERFINE GO-3000H_V1 SYSTEM V2.00.411
 Humidity:65.0%
 Test Distance:9.000m [K=1.0000]
 Remarks:

AAI Figure

Test:U:24.031V I:0.4094A P:9.8392W PF:1.0000 Freq:50.00Hz Lamp Flux:452.224x1 lm		
NAME: UN-BJ-DC24-2835-168-9.6-9xx-1010-Z-IP65	TYPE:	WEIGHT:
SPEC.:	DIM.:	SERIAL No.:
MFR.:	SUR.:1000*10mm	

Flux out:330.1 lm



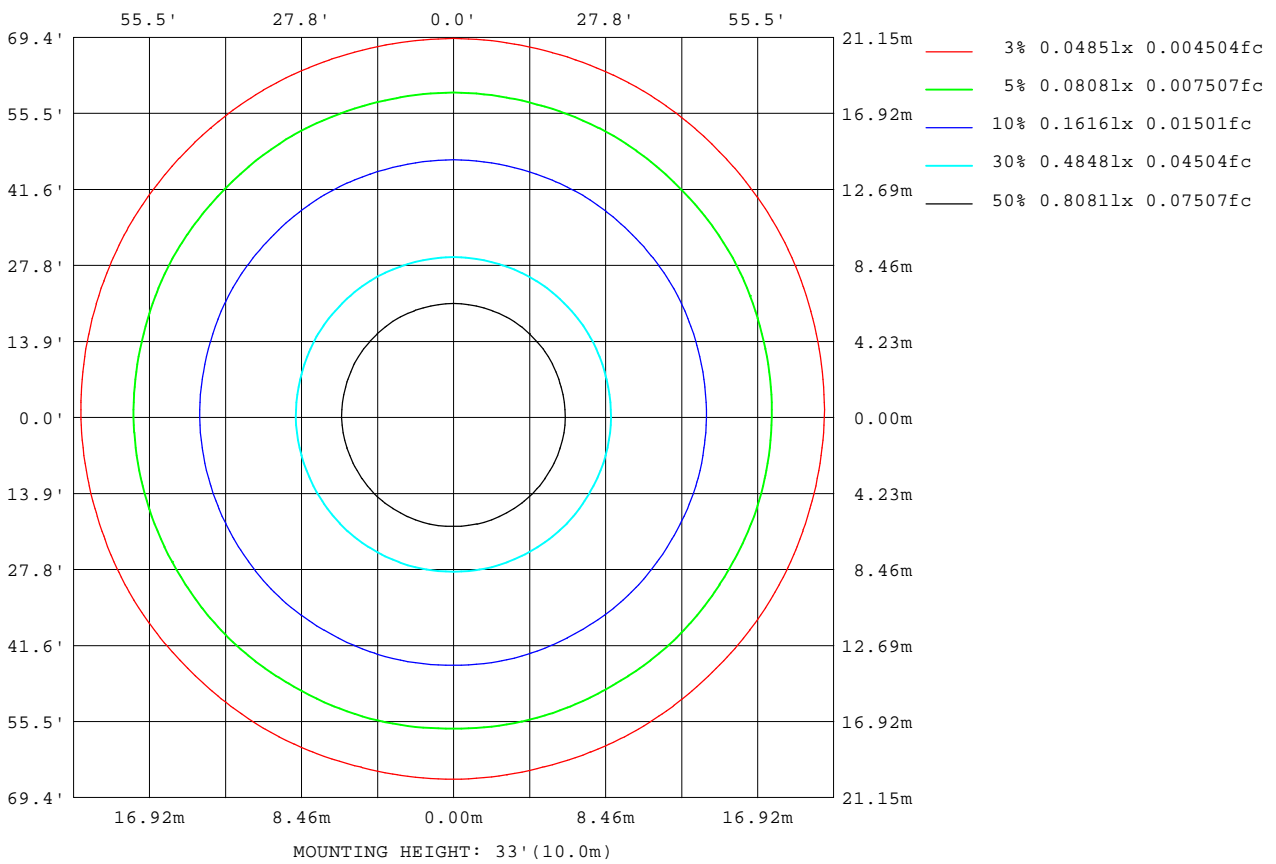
Note: The Curves indicate the illuminated area and the average illumination when the luminaire is at different distance.

C Range: 0 - 360DEG
 C Interval: 15.0DEG
 Test Speed: HIGH
 Temperature: 25.3DEG
 Operators: XIAOMI
 Test Date: 2023-04-28

γ Range: 0 - 90DEG
 γ Interval: 1.0DEG
 Test System: EVERFINE GO-3000H_V1 SYSTEM V2.00.411
 Humidity: 65.0%
 Test Distance: 9.000m [K=1.0000]
 Remarks:

ISOLUX DIAGRAM

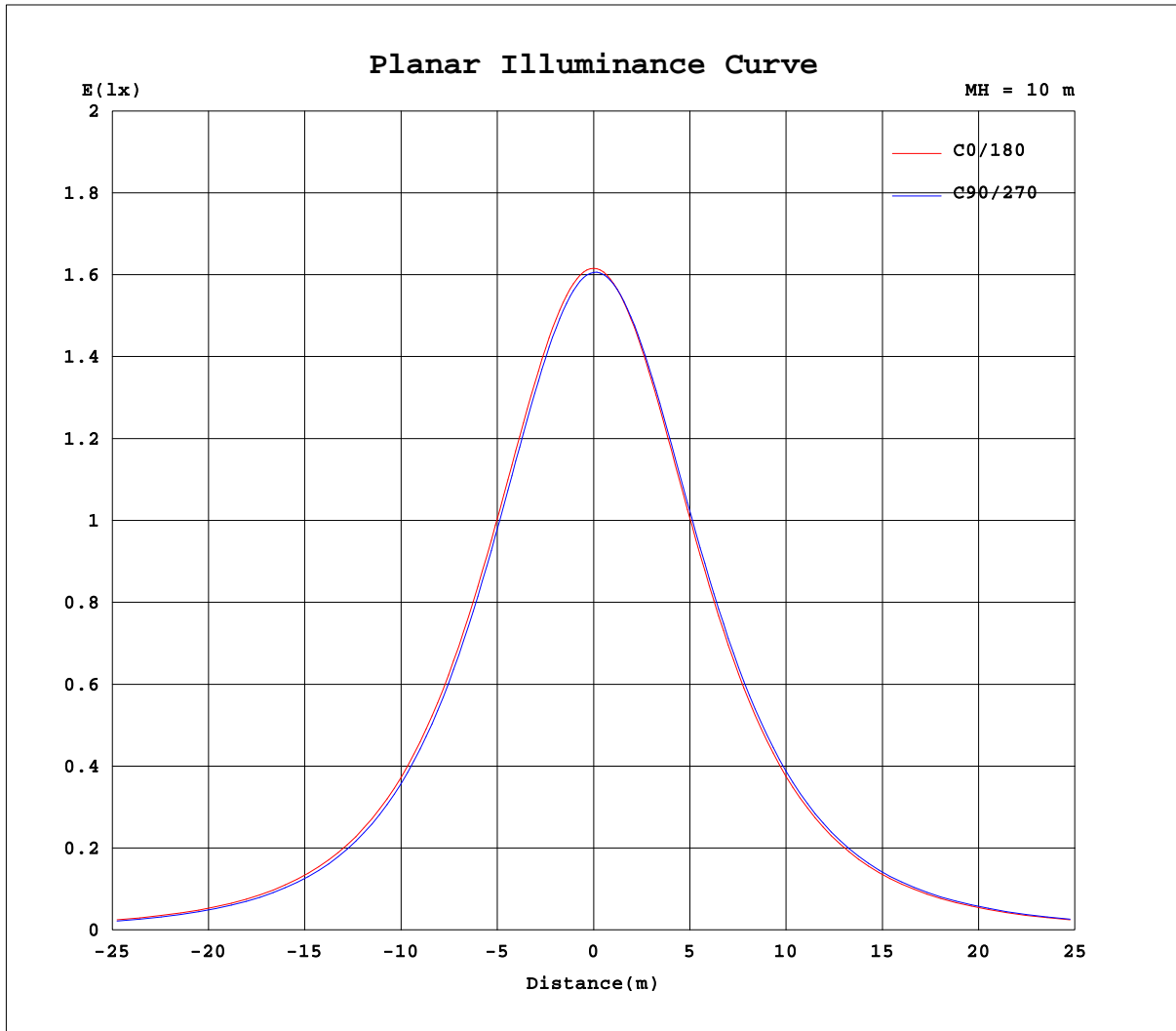
Test:U:24.031V I:0.4094A P:9.8392W PF:1.0000 Freq:50.00Hz Lamp Flux:452.224x1 lm		
NAME: UN-BJ-DC24-2835-168-9.6-9xx-1010-Z-IP65	TYPE:	WEIGHT:
SPEC.:	DIM.:	SERIAL No.:
MFR.:	SUR.:1000*10mm	



C Range: 0 - 360DEG
 C Interval: 15.0DEG
 Test Speed: HIGH
 Temperature:25.3DEG
 Operators:XIAOMI
 Test Date:2023-04-28

γ Range: 0 - 90DEG
 γ Interval: 1.0DEG
 Test System:EVERFINE GO-3000H_V1 SYSTEM V2.00.411
 Humidity:65.0%
 Test Distance:9.000m [K=1.0000]
 Remarks:

Planar Illuminance Curve



C Range: 0 - 360DEG
C Interval: 15.0DEG
Test Speed: HIGH
Temperature: 25.3DEG
Operators: XIAOMI
Test Date: 2023-04-28

γ Range: 0 - 90DEG
 γ Interval: 1.0DEG
Test System: EVERFINE GO-3000H_V1 SYSTEM V2.00.411
Humidity: 65.0%
Test Distance: 9.000m [K=1.0000]
Remarks:

