

Flexible Wall-washer Specifications

UN-DC24-4040RGB-60-12.5-W12-T4560-UD



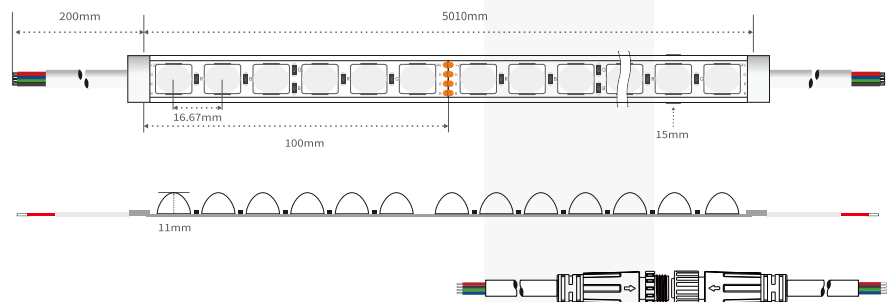
Product Features:



- High luminous efficiency LED and professional optical lens to achieve long-distance washing light;
- With lens angle 45*60 ° and smart controller to realize millions of colors;
- A wide variety of accessories for easy and quick installation;
- 5 years warranty, lifespan > 50000Hours

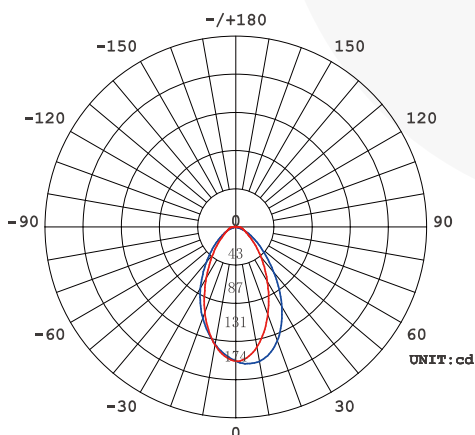
Parameter Details :

Led Type:	SMD4040
Lens Angle:	45*60
Led/M:	60
Bending Direction:	Top bend
Color:	Magic color
Power per meter:	12.5W
Control Mode:	Switch/Dimming
Working temperature:	-20°C-45°C
Voltage:	DC24V
Lumens output:	
● R	87lm/M
● G	270lm/M
● B	62lm/M



*Waterproof connectors available(image for reference)

Light Distribution:



AVERAGE BEAM ANGLE(50%):62.1DEC

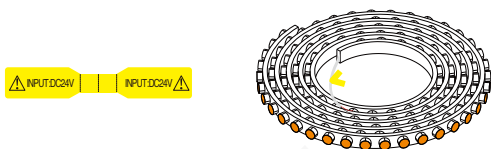
PS: Spectrum curve needed for Green light

Height	Avg./Nadir. E	Beam Angle:120.0°	Diameter / Area
1.0m	22.30/ 170.43lx		3.46m / 9.42sq.m
2.0m	5.57/ 42.61lx		6.93m / 37.70sq.m
3.0m	2.48/ 18.94lx		10.39m / 84.82sq.m
4.0m	1.39/ 10.65lx		13.86m / 150.80sq.m
5.0m	0.89/ 6.82lx		17.32m / 235.62sq.m
6.0m	0.62/ 4.73lx		20.78m / 339.29sq.m
8.0m	0.35/ 2.66lx		27.71m / 603.19sq.m
9.0m	0.28/ 2.10lx		31.18m / 763.41sq.m
10.0m	0.22/ 1.70lx		34.64m / 942.48sq.m
12.0m	0.15/ 1.18lx		41.57m / 1357.17sq.m

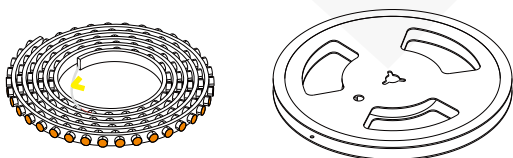
Packaging Details:

· standard packaging

1. Stick the warning label on the wire.



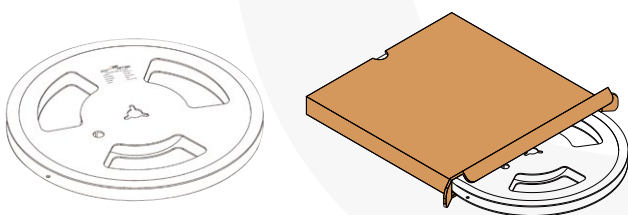
2. Pack the circle strip with a roll.



3. Stick the label at the back side of roll.



4. Put strip with the roll into inner box.




5. Stick the product label on inner box.



6. The packaged product as shown below.



7. Put the packing list on outer carton.



Model	Product size	Product Quantity/box	Product Quantity/case	Product net weight (kg)	Net weight per box (kg)	Gross weight (kg)	Carton size
UN-DC24-4040RGB-60-12.5-W12-T4560-UD	L5000*14*11mm	5M*1	50M	0.57	1.03	12.03	285*285*310MM

Precautions:

· Please use an isolated power supply to drive the LED light bar, and the ripple of the constant voltage source is less than 5%. Do not use resistance-capacitance step-down, non-isolated power supplies to drive the LED light bar.

· In actual applications, the power supply should reserve 20% of the margin (it is recommended to use only 80% of the power) to ensure sufficient voltage to drive the product.

· Please operate carefully, do not touch the AC power terminal when the power is on to prevent electric shock.

· Pay attention to the positive and negative poles of the power cord, and do not connect it wrongly. Whether the voltage of the power supply and the product are the same, so as to avoid damage to the product.

· During the installation process, please avoid scratching, twisting and irregular bending of the product, otherwise it may cause irreparable damage to the product.

· In order to ensure the life and reliability of the light strip, please do not bend it in an arc with a radius of less than 60mm. A too small bending radius will damage the product itself.

· If the actual application length exceeds the specified use length, it will cause the lamp belt to overload and heat, and the brightness is uneven.

· In order to prevent your eyes from being hurt, try to avoid staring at the light-emitting surface of the light bar for a long time.

· Non-professionals are prohibited from installing, disassembling and repairing the product.

· It is strictly forbidden to use any acidic or alkaline adhesives to fix products (including but not limited to glass glue, etc.).

· IP67 protection products are not suitable for swimming pool underwater.


· Products of different sizes and specifications under the same color temperature value due to structural differences, the final color of the product is slightly deviated, and it must be confirmed before use.

· When the IP67 protection product is installed and applied, the waterproof level needs to be downgraded after self-processing and cutting.

· Please use professional cutting tools when cutting.

· Engineering packaging neon light belt (20~50m), please use pay-off rack during construction to avoid damage to the product caused by pulling force.

· Attention, there are 2 soldering parts per reel (5m/reel) at most when mass production.



No stretching



No distortion



No trampling