

Report No.: TH-4111A

Test Time: 2023/3/9 17:49

## Luminaire Property

Luminaire Manufacturer:

Luminaire Category:

Luminaire Description: UN-DC24-4040RGB-60-12.5-W12-T3045-UD-蓝色

Lamp Catalog:

Lamp Description:

Number of Lamps:

Lumens per Lamp:

Luminous Length (mm): 1000

Luminous Width (mm): 16

Luminous Height (mm):

Voltage: 0.0 V

Current: 0.000 A

Power: 0.00 W

Power Factor: 0.000

## Photometric Results

CIE Class: Direct

Total Rated Lamp Lumens: 44.8 lm

Measurement Flux: 44.8 lm

Efficiency: 100%

Downward Ratio: 98%

Upward Ratio: 2%

Horizontal Diffuse Angle(50%): H68.7

Vertical Diffuse Angle(50%): V57.8

Luminaire Efficacy Rating (LER): 44.84

C0r0 Intensity: 31.07 cd

Max. Intensity: 32.74 cd

Pos of Max. Intensity: H180 V8

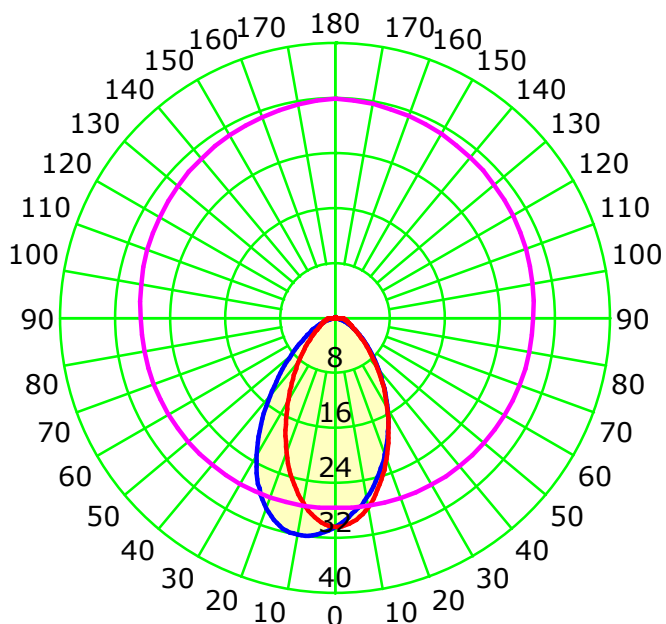
S/MH(C0/C180): 1.01

S/MH(C90/C270): 0.84

Picture Of Luminaire



Luminous Intensity Distribution Curve



Unit: cd

Average Diffuse Angle(50%): 62.6°

— C0-C180 — C90-C270 — G8 —

C Plane (°):0.0-360.0: 90.0

Gamma Plane (°):0.0-180.0:1.0

Test Lab: Inventfine instrument

Test Device: GPM-1800B

Test Type: TYPE C

Distance: 8.607 m [K=1.0000]

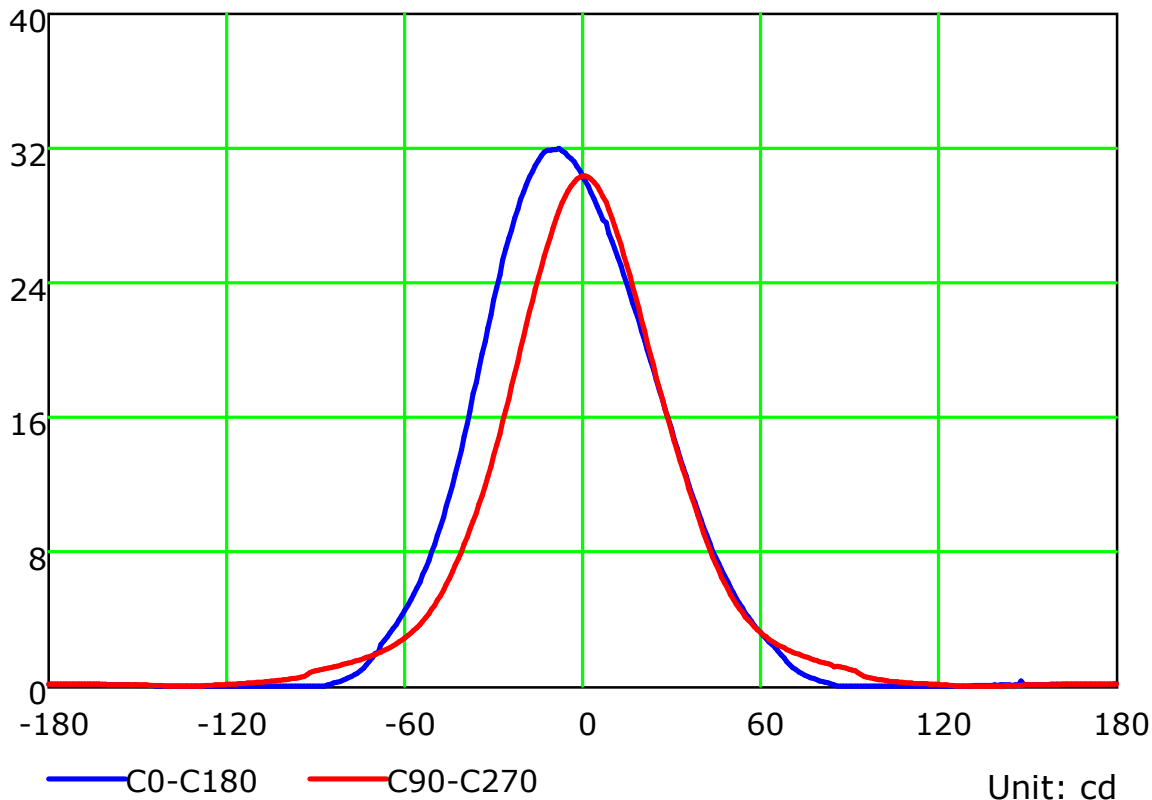
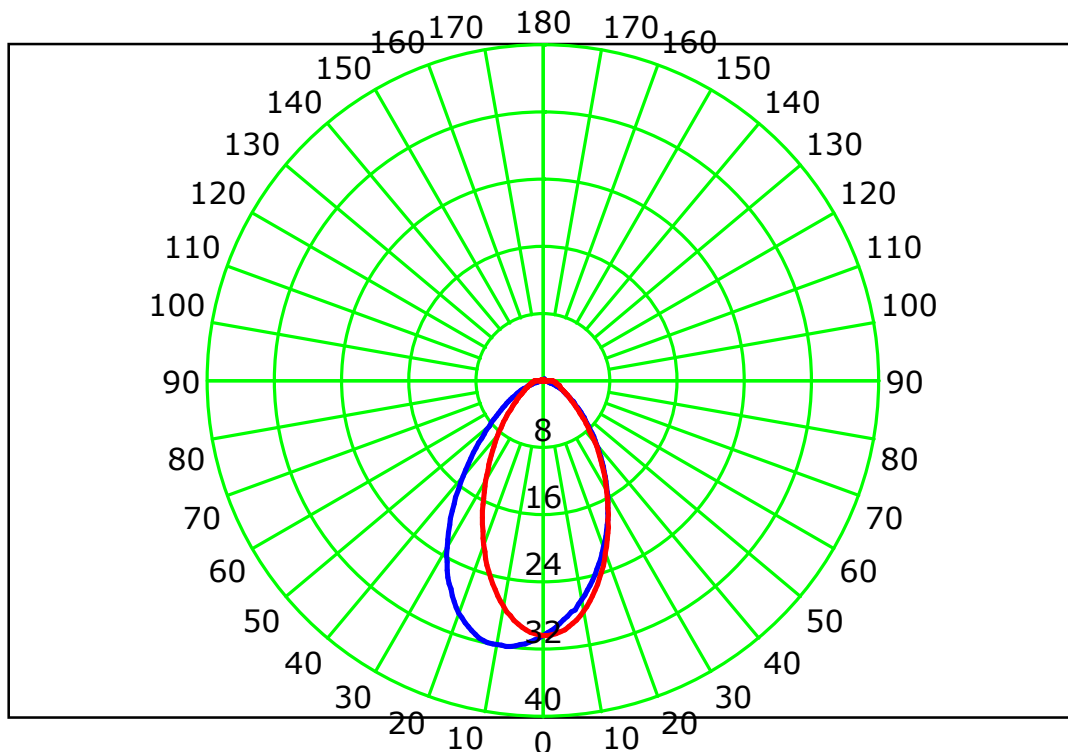
Temperature: 26

Humidity: 65

Operator: Jacky

Inspector:

## Luminous Intensity Distribution Curve



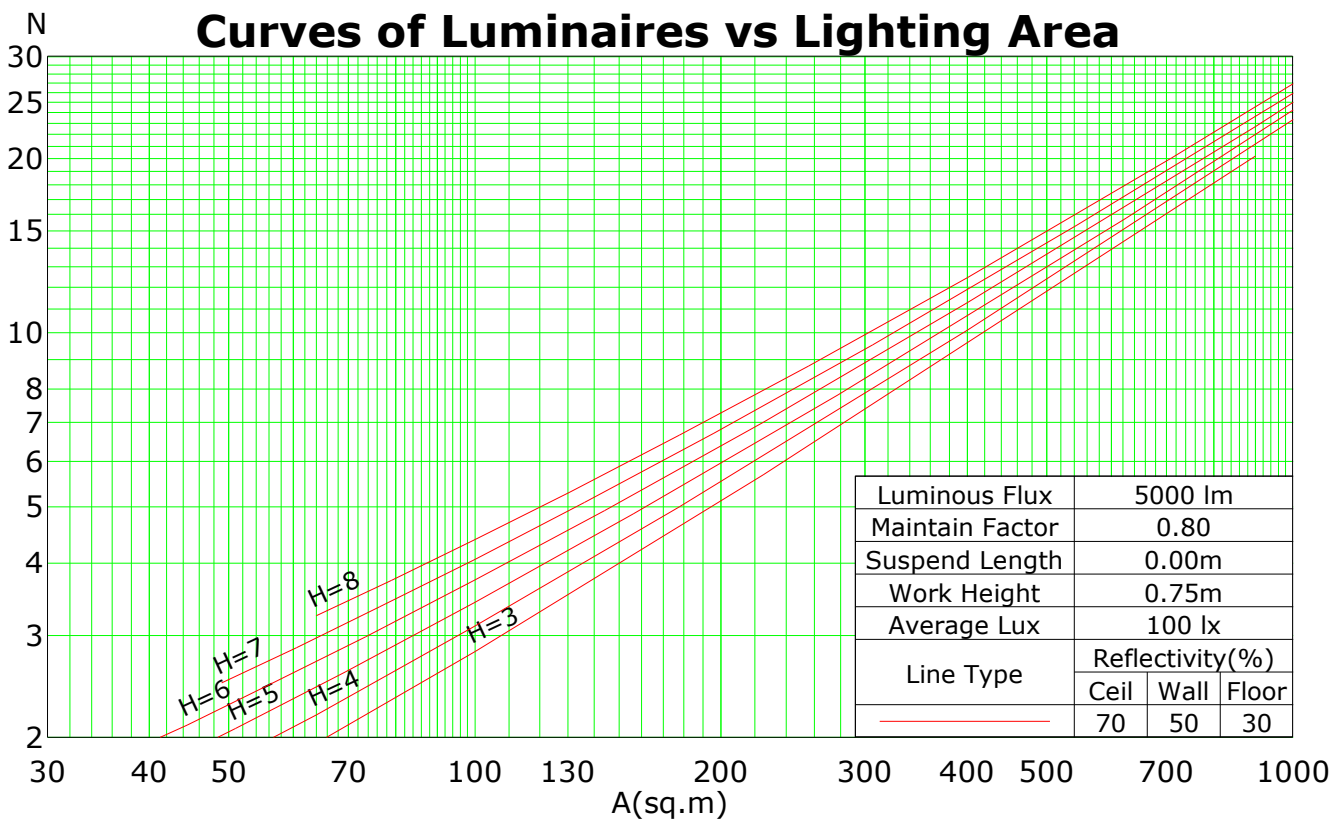
C Plane (°):0.0-360.0: 90.0  
Test Lab: Inventfine instrument  
Test Type: TYPE C  
Temperature: 26  
Operator: Jacky

Gamma Plane (°):0.0-180.0:1.0  
Test Device: GPM-1800B  
Distance: 8.607 m [K=1.0000]  
Humidity: 65  
Inspector:

## Coefficients Of Utilization - Zonal Cavity Method

RC	0.8	0.8	0.8	0.8	0.7	0.7	0.7	0.7	0.5	0.5	0.5	0.3	0.3	0.3	0.1	0.1	0.1	0
RW	0.7	0.5	0.3	0.1	0.7	0.5	0.3	0.1	0.5	0.3	0.1	0.5	0.3	0.1	0.5	0.3	0.1	0
RCR	RF = 0.2																	
0	1.19	1.19	1.19	1.19	1.16	1.16	1.16	1.16	1.10	1.10	1.10	1.05	1.05	1.05	1.00	1.00	1.00	0.98
1	1.10	1.06	1.03	1.00	1.08	1.04	1.01	0.98	1.00	0.97	0.95	0.95	0.93	0.91	0.92	0.90	0.88	0.86
2	1.02	0.96	0.90	0.85	1.00	0.94	0.89	0.84	0.90	0.86	0.82	0.87	0.83	0.80	0.83	0.81	0.78	0.76
3	0.95	0.86	0.80	0.74	0.93	0.85	0.79	0.73	0.82	0.76	0.72	0.79	0.74	0.71	0.76	0.72	0.69	0.67
4	0.89	0.78	0.71	0.65	0.86	0.77	0.70	0.65	0.75	0.69	0.64	0.72	0.67	0.63	0.70	0.66	0.62	0.60
5	0.83	0.72	0.64	0.58	0.81	0.71	0.63	0.58	0.68	0.62	0.57	0.66	0.61	0.57	0.64	0.60	0.56	0.54
6	0.77	0.66	0.58	0.53	0.75	0.65	0.58	0.52	0.63	0.57	0.52	0.61	0.56	0.51	0.60	0.55	0.51	0.49
7	0.72	0.61	0.53	0.48	0.71	0.60	0.53	0.48	0.58	0.52	0.47	0.57	0.51	0.47	0.55	0.50	0.46	0.45
8	0.68	0.56	0.49	0.44	0.67	0.56	0.48	0.44	0.54	0.48	0.43	0.53	0.47	0.43	0.52	0.46	0.43	0.41
9	0.64	0.52	0.45	0.40	0.63	0.52	0.45	0.40	0.51	0.44	0.40	0.49	0.44	0.40	0.48	0.43	0.39	0.38
10	0.61	0.49	0.42	0.37	0.59	0.48	0.42	0.37	0.47	0.41	0.37	0.46	0.41	0.37	0.45	0.40	0.36	0.35

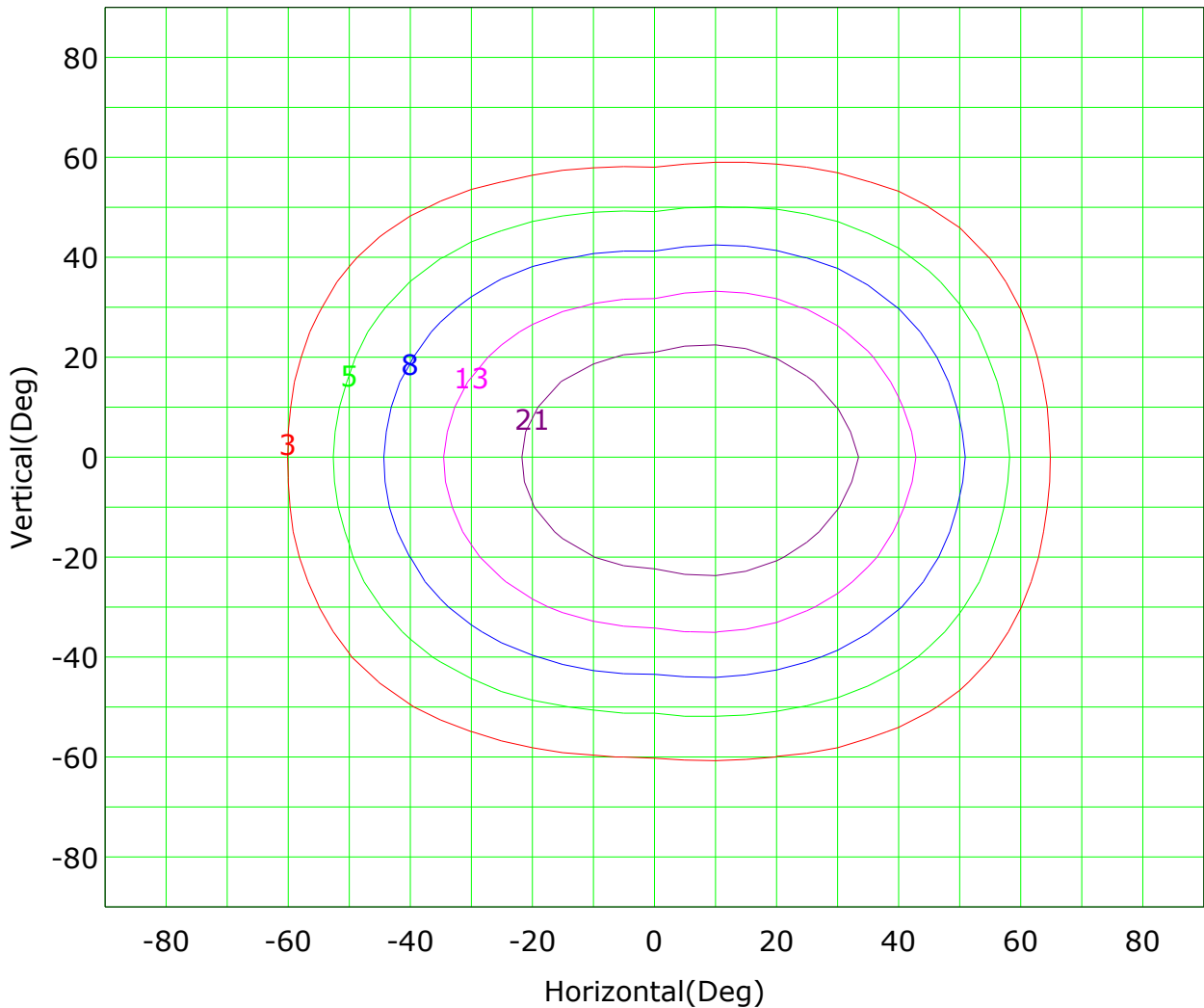
Spacing Criteria (0-180): 1.01  
 Spacing Criteria (90-270): 0.84  
 Spacing Criteria (Diagonal): 0.98



C Plane (°):0.0-360.0: 90.0  
 Test Lab: Inventfine instrument  
 Test Type: TYPE C  
 Temperature: 26  
 Operator: Jacky

Gamma Plane (°):0.0-180.0:1.0  
 Test Device: GPM-1800B  
 Distance: 8.607 m [K=1.0000]  
 Humidity: 65  
 Inspector:

## Isocandela (rectangle)



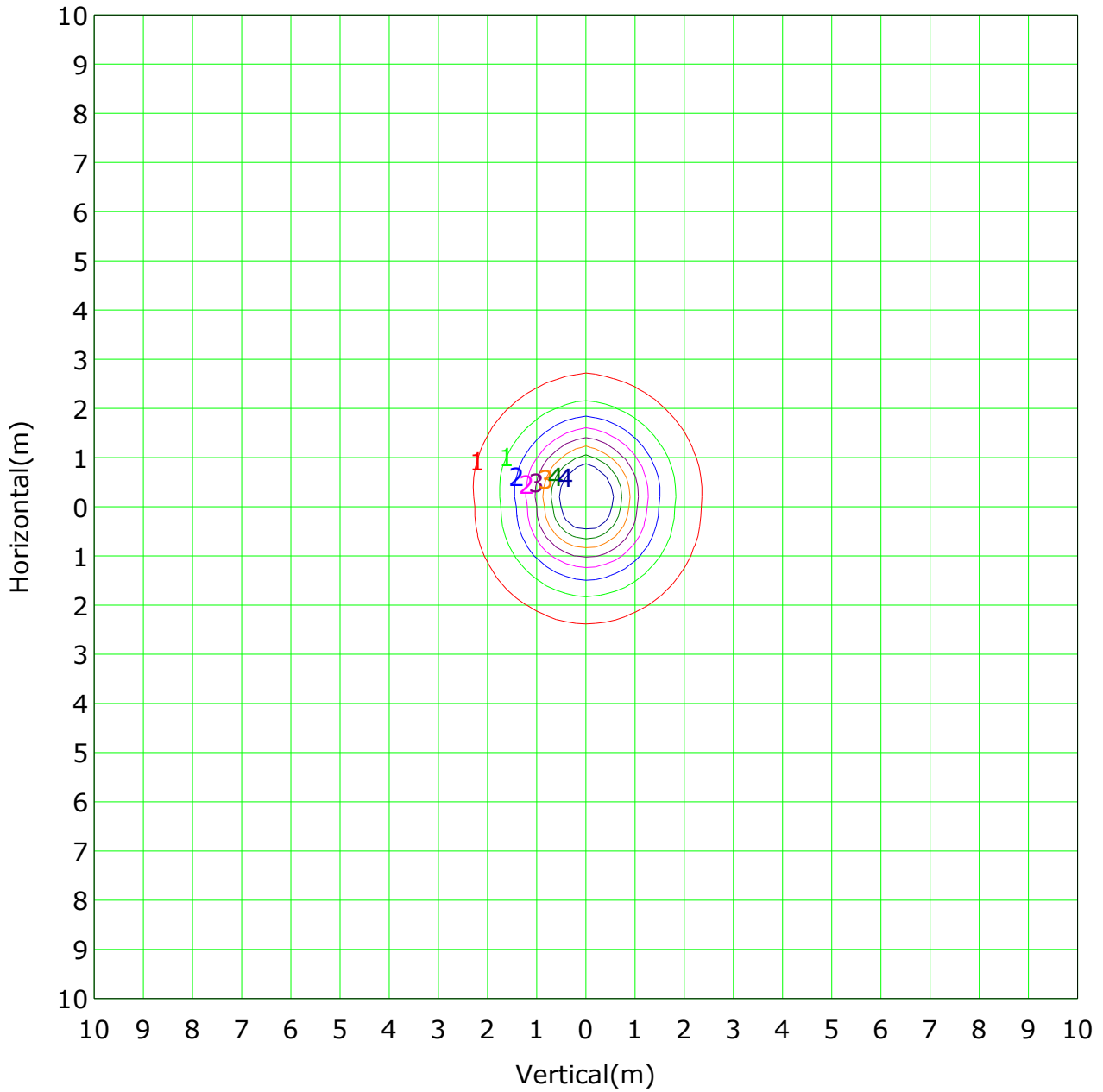
Imax (100%): 33 cd

— ( 10%):	3 cd	— ( 16%):	5 cd
— ( 25%):	8 cd	— ( 40%):	13 cd
— ( 63%):	21 cd	— (100%):	33 cd

C Plane (°):0.0-360.0: 90.0  
Test Lab: Inventfine instrument  
Test Type: TYPE C  
Temperature: 26  
Operator: Jacky

Gamma Plane (°):0.0-180.0:1.0  
Test Device: GPM-1800B  
Distance: 8.607 m [K=1.0000]  
Humidity: 65  
Inspector:

## IsoLux Plot



Mounting Height: 2.5m		Max Lux(100%): 5.1 lx	
— ( 10%):	0.5 lx	— ( 20%):	1.0 lx
— ( 30%):	1.5 lx	— ( 40%):	2.0 lx
— ( 50%):	2.6 lx	— ( 60%):	3.1 lx
— ( 70%):	3.6 lx	— ( 80%):	4.1 lx

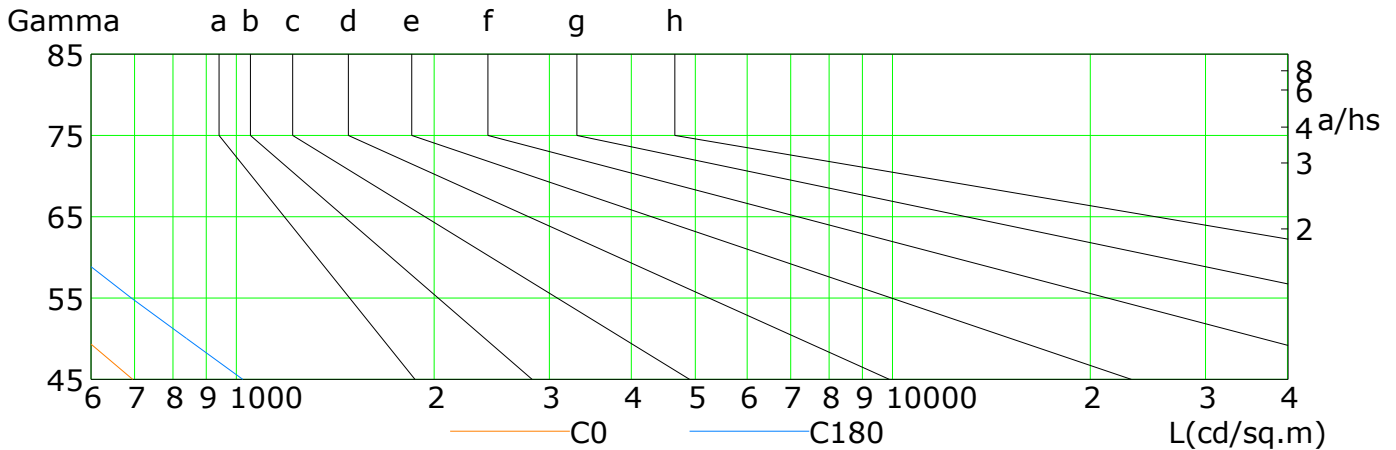
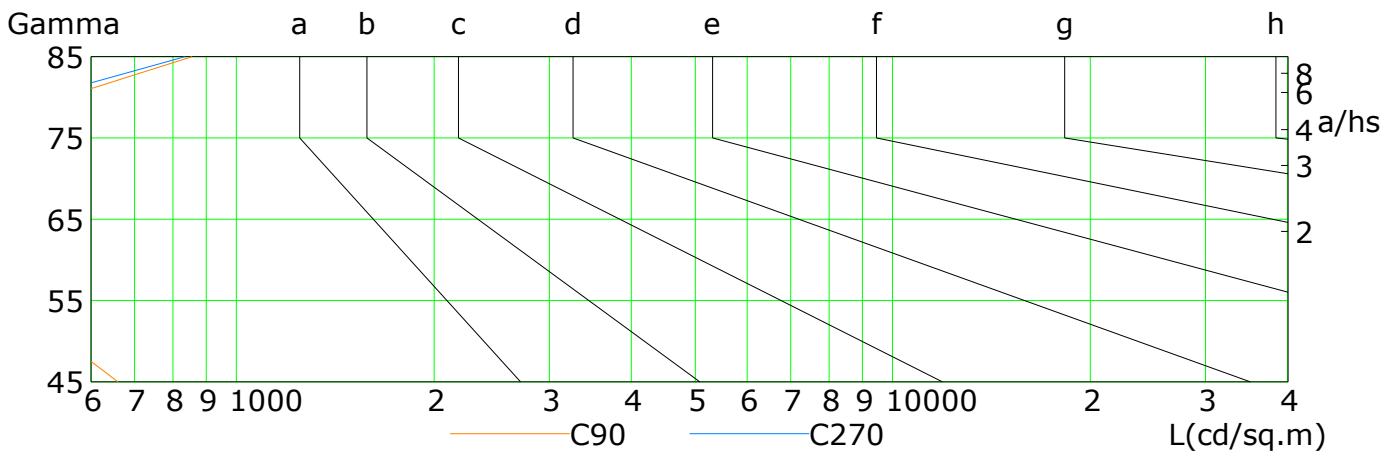
C Plane (°):0.0-360.0: 90.0  
Test Lab: Inventfine instrument  
Test Type: TYPE C  
Temperature: 26  
Operator: Jacky

Gamma Plane (°):0.0-180.0:1.0  
Test Device: GPM-1800B  
Distance: 8.607 m [K=1.0000]  
Humidity: 65  
Inspector:

## Lum Limit Curve

Dazzle	Quality	Illuminance (lx)							
		2000	1000	500	<=300				
1.15	A	2000	1000	500	<=300				
1.50	B		2000	1000	500	<=300			
1.85	C			2000	1000	500	<=300		
2.20	D				2000	1000	500	<=300	
2.55	E					2000	1000	500	<=300

a b c d e f g h

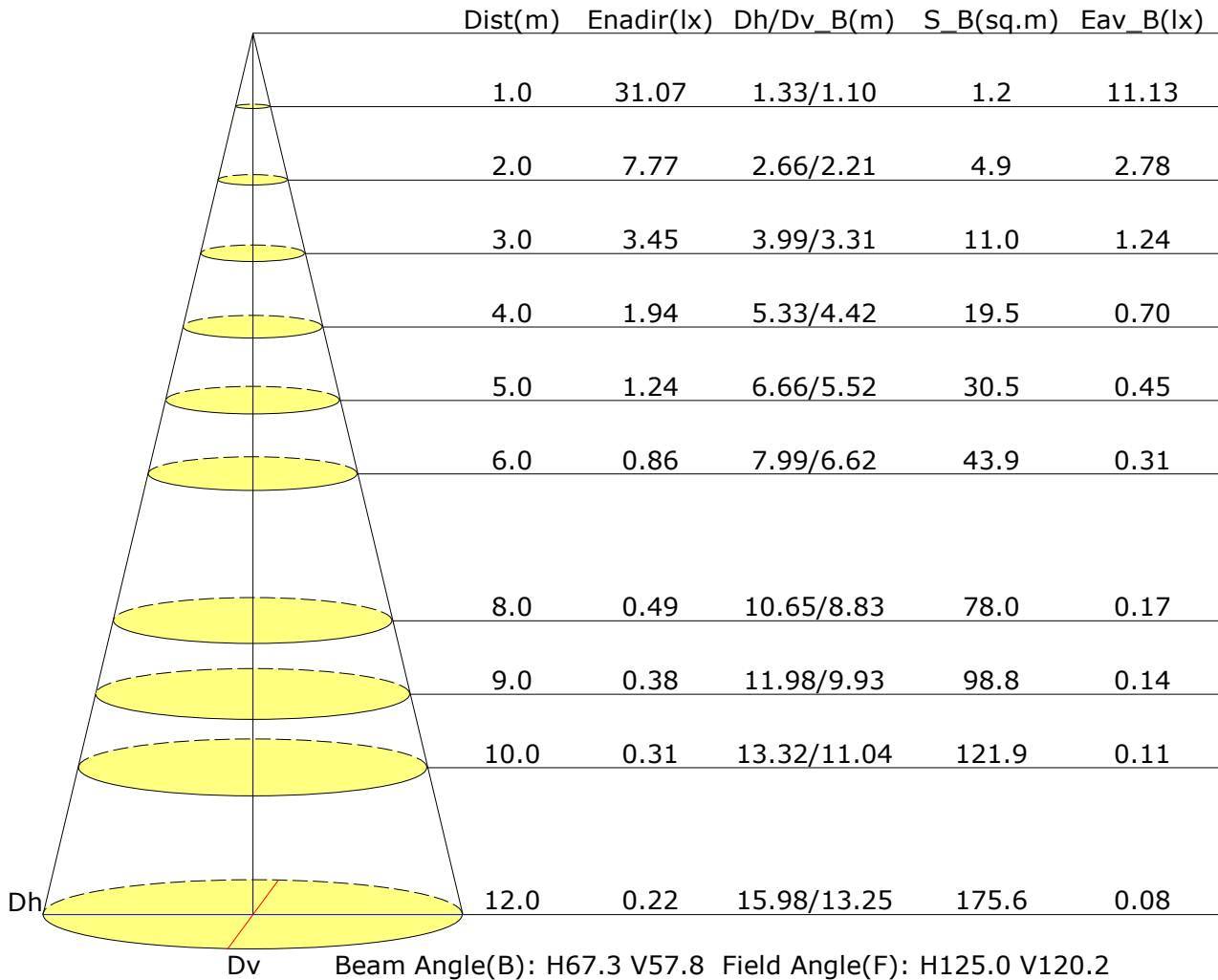


L(cd/sq.m)	G45	G50	G55	G60	G65	G70	G75	G80	G85
C0	695	586	488	411	350	241	166	122	79
C90	660	546	462	414	390	396	439	545	856
C180	1024	840	691	576	481	368	229	162	107
C270	581	481	409	369	350	356	393	499	835

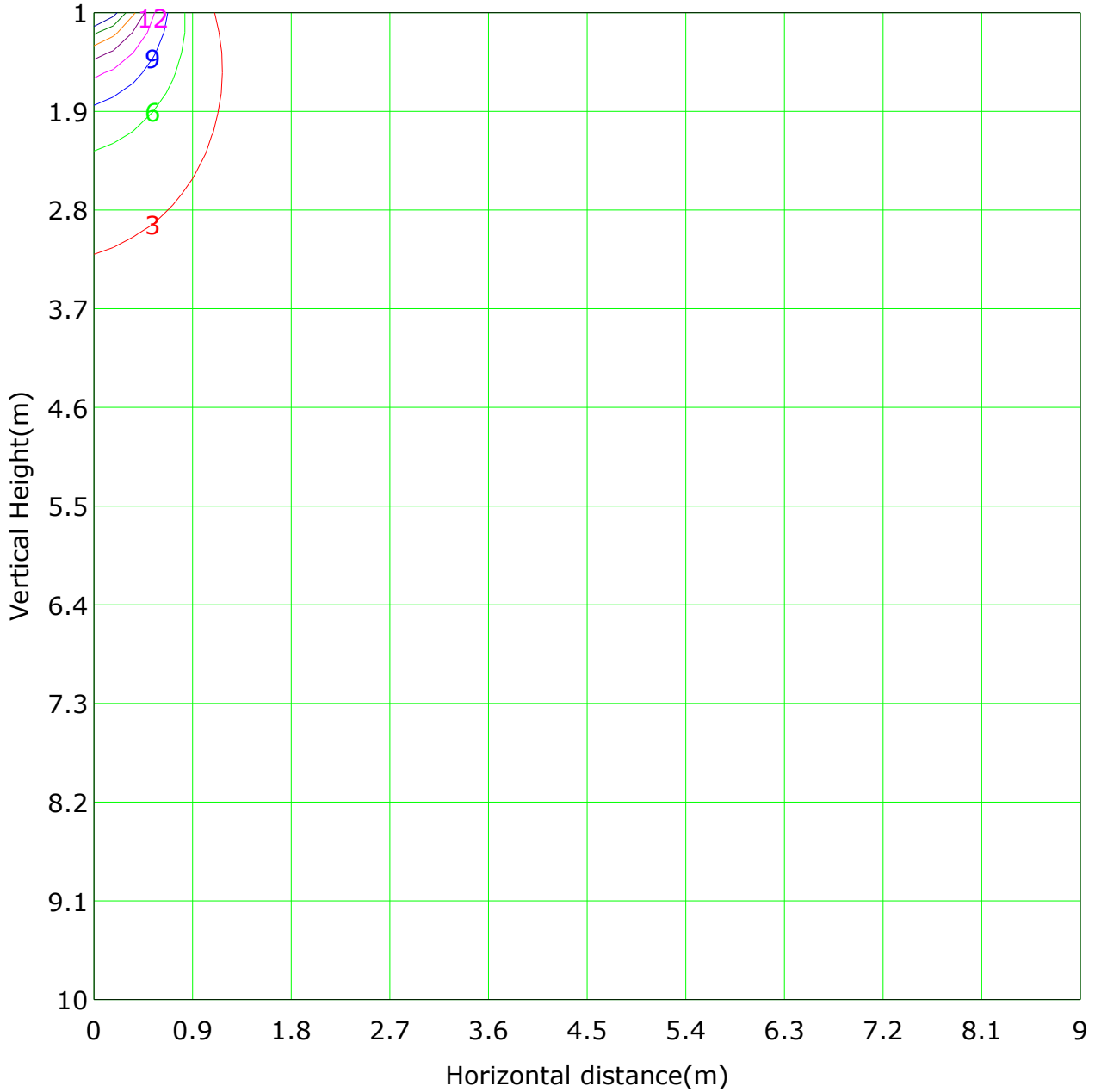
C Plane (°):0.0-360.0: 90.0  
Test Lab: Inventfine instrument  
Test Type: TYPE C  
Temperature: 26  
Operator: Jacky

Gamma Plane (°):0.0-180.0:1.0  
Test Device: GPM-1800B  
Distance: 8.607 m [K=1.0000]  
Humidity: 65  
Inspector:

## Illuminance at a Distance



## Vertical IsoLux Plot



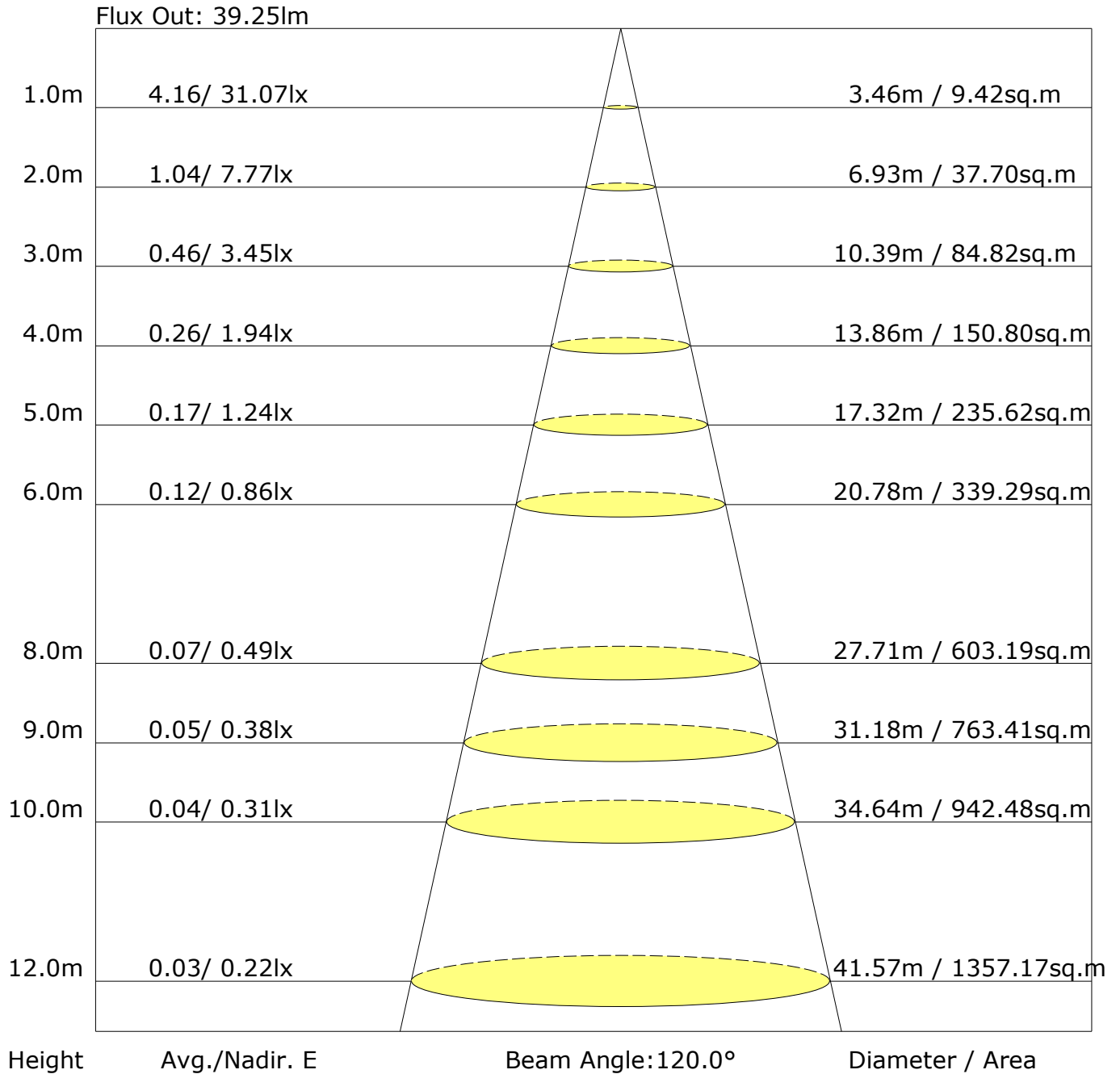
Lowest(m): 1.0m	Highest(m): 10.0m	Max Lux: 31.1 lx
— ( 10%): 3.1 lx	— ( 20%): 6.2 lx	
— ( 30%): 9.3 lx	— ( 40%): 12.4 lx	
— ( 50%): 15.5 lx	— ( 60%): 18.6 lx	
— ( 70%): 21.8 lx	— ( 80%): 24.9 lx	

C Plane (°):0.0-360.0: 90.0  
Test Lab: Inventfine instrument  
Test Type: TYPE C  
Temperature: 26  
Operator: Jacky

Gamma Plane (°):0.0-180.0:1.0  
Test Device: GPM-1800B  
Distance: 8.607 m [K=1.0000]  
Humidity: 65  
Inspector:



## The Average Illuminance Effective Figure



C Plane (°):0.0-360.0: 90.0  
Test Lab: Inventfine instrument  
Test Type: TYPE C  
Temperature: 26  
Operator: Jacky

Gamma Plane (°):0.0-180.0:1.0  
Test Device: GPM-1800B  
Distance: 8.607 m [K=1.0000]  
Humidity: 65  
Inspector:

## UGR Table

Reflectance:															
Ceiling (cavity)	0.7	0.7	0.5	0.5	0.3	0.7	0.7	0.5	0.5	0.3					
Wall	0.5	0.3	0.5	0.3	0.3	0.5	0.3	0.5	0.3	0.3					
Reference plane	0.2	0.2	0.2	0.2	0.2	0.2	0.2	0.2	0.2	0.2					
Room dimensions	Viewed crosswise					Viewed endwise									
X=2H Y=2H	8.5	9.6	8.8	9.9	10.1	8.2	9.3	8.5	9.6	9.8					
3H	9.1	10.2	9.5	10.4	10.7	9.2	10.3	9.6	10.6	10.9					
4H	9.2	10.2	9.6	10.5	10.8	9.9	10.9	10.2	11.2	11.5					
6H	9.3	10.2	9.7	10.5	10.9	10.7	11.6	11.1	11.9	12.3					
8H	9.3	10.2	9.7	10.5	10.9	11.2	12.0	11.5	12.4	12.7					
12H	9.3	10.1	9.7	10.5	10.9	11.7	12.6	12.1	12.9	13.3					
X=4H Y=2H	8.8	9.8	9.2	10.1	10.4	8.6	9.5	8.9	9.8	10.2					
3H	9.6	10.5	10.0	10.8	11.2	9.8	10.7	10.2	11.0	11.4					
4H	9.9	10.6	10.3	11.0	11.4	10.6	11.4	11.1	11.8	12.2					
6H	10.0	10.7	10.5	11.1	11.5	11.6	12.3	12.1	12.7	13.1					
8H	10.1	10.7	10.5	11.1	11.6	12.2	12.8	12.7	13.2	13.7					
12H	10.1	10.6	10.6	11.1	11.5	12.9	13.5	13.4	13.9	14.4					
X=8H Y=4H	10.1	10.7	10.6	11.1	11.6	10.8	11.4	11.3	11.8	12.3					
6H	10.4	10.9	10.9	11.4	11.9	12.0	12.5	12.5	12.9	13.4					
8H	10.6	11.0	11.1	11.5	12.0	12.8	13.2	13.3	13.7	14.2					
12H	10.6	11.0	11.2	11.5	12.1	13.7	14.1	14.2	14.6	15.1					
X=12H Y=4H	10.1	10.7	10.6	11.1	11.6	10.8	11.3	11.3	11.8	12.3					
6H	10.6	11.0	11.1	11.5	12.0	12.0	12.5	12.5	13.0	13.5					
8H	10.8	11.1	11.3	11.6	12.2	12.9	13.2	13.4	13.7	14.3					
Variations with the observer position at spacings:															
S=1.0H						+0.3/-0.5					+0.4/-0.4				
S=1.5H						+0.7/-1.1					+0.4/-0.9				
S=2.0H						+1.5/-1.9					+0.7/-1.4				

Calculate in accordance with CIE Pub.117. The table is revised with 45lm ( $8\log(F/F_0) = -10.8$ ).

## Zonal Lumen

Gamma [°]	I <sub>mean</sub> [cd]	Zonal Flux [lm]	Sum Zonal Flux [lm]	Rel Zonal Flux [%]	Sum Rel Zonal Flux [%]
0.0-1.0	31.1	0.0	0.0	0.07	0.07
1.0-2.0	31.0	0.1	0.1	0.20	0.27
2.0-3.0	30.9	0.1	0.3	0.33	0.60
3.0-4.0	30.8	0.2	0.5	0.46	1.06
4.0-5.0	30.6	0.3	0.7	0.59	1.64
5.0-6.0	30.4	0.3	1.1	0.71	2.36
6.0-7.0	30.2	0.4	1.4	0.84	3.20
7.0-8.0	30.0	0.4	1.9	0.96	4.15
8.0-9.0	29.6	0.5	2.3	1.07	5.23
9.0-10.0	29.3	0.5	2.9	1.18	6.41
10.0-11.0	28.9	0.6	3.4	1.29	7.70
11.0-12.0	28.5	0.6	4.1	1.39	9.09
12.0-13.0	28.0	0.7	4.7	1.49	10.57
13.0-14.0	27.6	0.7	5.4	1.57	12.15
14.0-15.0	27.0	0.7	6.2	1.66	13.81
15.0-16.0	26.5	0.8	7.0	1.73	15.54
16.0-17.0	25.9	0.8	7.8	1.80	17.34
17.0-18.0	25.4	0.8	8.6	1.87	19.21
18.0-19.0	24.8	0.9	9.5	1.92	21.13
19.0-20.0	24.2	0.9	10.3	1.97	23.11
20.0-21.0	23.5	0.9	11.3	2.02	25.13
21.0-22.0	22.9	0.9	12.2	2.05	27.18
22.0-23.0	22.2	0.9	13.1	2.08	29.26
23.0-24.0	21.6	0.9	14.0	2.11	31.37
24.0-25.0	20.9	1.0	15.0	2.12	33.49
25.0-26.0	20.2	1.0	16.0	2.13	35.63
26.0-27.0	19.6	1.0	16.9	2.14	37.77
27.0-28.0	18.9	1.0	17.9	2.14	39.90
28.0-29.0	18.2	1.0	18.8	2.13	42.03
29.0-30.0	17.5	0.9	19.8	2.11	44.14
30.0-31.0	16.9	0.9	20.7	2.09	46.24
31.0-32.0	16.2	0.9	21.6	2.07	48.31
32.0-33.0	15.5	0.9	22.6	2.04	50.35
33.0-34.0	14.9	0.9	23.5	2.02	52.37
34.0-35.0	14.3	0.9	24.3	1.98	54.35
35.0-36.0	13.6	0.9	25.2	1.94	56.29

C Plane (°):0.0-360.0: 90.0  
Test Lab: Inventfine instrument  
Test Type: TYPE C  
Temperature: 26  
Operator: Jacky

Gamma Plane (°):0.0-180.0:1.0  
Test Device: GPM-1800B  
Distance: 8.607 m [K=1.0000]  
Humidity: 65  
Inspector:

## Zonal Lumen (Continue 1)

Gamma [°]	I <sub>mean</sub> [cd]	Zonal Flux [lm]	Sum Zonal Flux [lm]	Rel Zonal Flux [%]	Sum Rel Zonal Flux [%]
36.0-37.0	13.1	0.9	26.1	1.90	58.19
37.0-38.0	12.4	0.8	26.9	1.85	60.04
38.0-39.0	11.8	0.8	27.7	1.80	61.85
39.0-40.0	11.3	0.8	28.5	1.75	63.60
40.0-41.0	10.7	0.8	29.2	1.70	65.30
41.0-42.0	10.1	0.7	30.0	1.64	66.94
42.0-43.0	9.6	0.7	30.7	1.59	68.53
43.0-44.0	9.1	0.7	31.4	1.53	70.06
44.0-45.0	8.6	0.7	32.0	1.48	71.54
45.0-46.0	8.2	0.6	32.7	1.42	72.97
46.0-47.0	7.7	0.6	33.3	1.37	74.33
47.0-48.0	7.3	0.6	33.9	1.31	75.65
48.0-49.0	6.9	0.6	34.4	1.26	76.91
49.0-50.0	6.5	0.5	35.0	1.21	78.12
50.0-51.0	6.1	0.5	35.5	1.16	79.28
51.0-52.0	5.8	0.5	36.0	1.11	80.38
52.0-53.0	5.4	0.5	36.5	1.06	81.44
53.0-54.0	5.1	0.5	36.9	1.01	82.45
54.0-55.0	4.9	0.4	37.4	0.97	83.42
55.0-56.0	4.6	0.4	37.8	0.92	84.34
56.0-57.0	4.3	0.4	38.2	0.88	85.23
57.0-58.0	4.1	0.4	38.5	0.84	86.07
58.0-59.0	3.9	0.4	38.9	0.80	86.88
59.0-60.0	3.6	0.3	39.3	0.77	87.64
60.0-61.0	3.4	0.3	39.6	0.73	88.38
61.0-62.0	3.3	0.3	39.9	0.70	89.08
62.0-63.0	3.1	0.3	40.2	0.67	89.74
63.0-64.0	2.9	0.3	40.5	0.64	90.38
64.0-65.0	2.7	0.3	40.7	0.61	90.99
65.0-66.0	2.6	0.3	41.0	0.57	91.56
66.0-67.0	2.4	0.2	41.2	0.54	92.10
67.0-68.0	2.3	0.2	41.5	0.51	92.61
68.0-69.0	2.1	0.2	41.7	0.47	93.08
69.0-70.0	1.9	0.2	41.9	0.44	93.52
70.0-71.0	1.8	0.2	42.1	0.41	93.93
71.0-72.0	1.7	0.2	42.2	0.38	94.32

C Plane (°):0.0-360.0: 90.0  
Test Lab: Inventfine instrument  
Test Type: TYPE C  
Temperature: 26  
Operator: Jacky

Gamma Plane (°):0.0-180.0:1.0  
Test Device: GPM-1800B  
Distance: 8.607 m [K=1.0000]  
Humidity: 65  
Inspector:

## Zonal Lumen (Continue 2)

Gamma [°]	I <sub>mean</sub> [cd]	Zonal Flux [lm]	Sum Zonal Flux [lm]	Rel Zonal Flux [%]	Sum Rel Zonal Flux [%]
72.0-73.0	1.5	0.2	42.4	0.36	94.68
73.0-74.0	1.4	0.1	42.6	0.33	95.01
74.0-75.0	1.3	0.1	42.7	0.31	95.32
75.0-76.0	1.2	0.1	42.8	0.29	95.61
76.0-77.0	1.1	0.1	42.9	0.27	95.88
77.0-78.0	1.1	0.1	43.1	0.26	96.14
78.0-79.0	1.0	0.1	43.2	0.24	96.39
79.0-80.0	1.0	0.1	43.3	0.23	96.62
80.0-81.0	0.9	0.1	43.4	0.22	96.83
81.0-82.0	0.8	0.1	43.5	0.20	97.04
82.0-83.0	0.8	0.1	43.5	0.19	97.23
83.0-84.0	0.7	0.1	43.6	0.18	97.41
84.0-85.0	0.7	0.1	43.7	0.17	97.58
85.0-86.0	0.6	0.1	43.8	0.15	97.73
86.0-87.0	0.6	0.1	43.8	0.14	97.87
87.0-88.0	0.6	0.1	43.9	0.14	98.01
88.0-89.0	0.5	0.1	44.0	0.13	98.14
89.0-90.0	0.5	0.1	44.0	0.13	98.26
90.0-91.0	0.5	0.1	44.1	0.12	98.38
91.0-92.0	0.5	0.1	44.1	0.11	98.50
92.0-93.0	0.4	0.0	44.2	0.10	98.60
93.0-94.0	0.4	0.0	44.2	0.09	98.69
94.0-95.0	0.3	0.0	44.2	0.08	98.76
95.0-96.0	0.3	0.0	44.3	0.07	98.83
96.0-97.0	0.3	0.0	44.3	0.06	98.90
97.0-98.0	0.2	0.0	44.3	0.06	98.95
98.0-99.0	0.2	0.0	44.3	0.06	99.01
99.0-100.0	0.2	0.0	44.4	0.05	99.06
100.0-101.0	0.2	0.0	44.4	0.05	99.11
101.0-102.0	0.2	0.0	44.4	0.05	99.16
102.0-103.0	0.2	0.0	44.4	0.04	99.20
103.0-104.0	0.2	0.0	44.4	0.04	99.24
104.0-105.0	0.2	0.0	44.5	0.04	99.28
105.0-106.0	0.2	0.0	44.5	0.04	99.31
106.0-107.0	0.1	0.0	44.5	0.03	99.35
107.0-108.0	0.1	0.0	44.5	0.03	99.38

C Plane (°):0.0-360.0: 90.0  
Test Lab: Inventfine instrument  
Test Type: TYPE C  
Temperature: 26  
Operator: Jacky

Gamma Plane (°):0.0-180.0:1.0  
Test Device: GPM-1800B  
Distance: 8.607 m [K=1.0000]  
Humidity: 65  
Inspector:

### Zonal Lumen (Continue 3)

Gamma [°]	Imean [cd]	Zonal Flux [lm]	Sum Zonal Flux [lm]	Rel Zonal Flux [%]	Sum Rel Zonal Flux [%]
108.0-109.0	0.1	0.0	44.5	0.03	99.41
109.0-110.0	0.1	0.0	44.5	0.03	99.43
110.0-111.0	0.1	0.0	44.5	0.03	99.46
111.0-112.0	0.1	0.0	44.6	0.02	99.48
112.0-113.0	0.1	0.0	44.6	0.02	99.51
113.0-114.0	0.1	0.0	44.6	0.02	99.53
114.0-115.0	0.1	0.0	44.6	0.02	99.55
115.0-116.0	0.1	0.0	44.6	0.02	99.57
116.0-117.0	0.1	0.0	44.6	0.02	99.58
117.0-118.0	0.1	0.0	44.6	0.02	99.60
118.0-119.0	0.1	0.0	44.6	0.01	99.61
119.0-120.0	0.1	0.0	44.6	0.01	99.63
120.0-121.0	0.1	0.0	44.6	0.01	99.64
121.0-122.0	0.1	0.0	44.6	0.01	99.65
122.0-123.0	0.0	0.0	44.6	0.01	99.66
123.0-124.0	0.0	0.0	44.6	0.01	99.67
124.0-125.0	0.0	0.0	44.6	0.01	99.67
125.0-126.0	0.0	0.0	44.6	0.01	99.68
126.0-127.0	0.0	0.0	44.6	0.00	99.68
127.0-128.0	0.0	0.0	44.6	0.00	99.68
128.0-129.0	0.0	0.0	44.6	0.00	99.68
129.0-130.0	0.0	0.0	44.6	0.00	99.68
130.0-131.0	0.0	0.0	44.6	0.00	99.68
131.0-132.0	0.0	0.0	44.6	0.00	99.68
132.0-133.0	0.0	0.0	44.6	0.00	99.69
133.0-134.0	0.0	0.0	44.6	0.00	99.69
134.0-135.0	0.0	0.0	44.6	0.00	99.69
135.0-136.0	0.0	0.0	44.6	0.00	99.70
136.0-137.0	0.0	0.0	44.7	0.00	99.70
137.0-138.0	0.0	0.0	44.7	0.00	99.70
138.0-139.0	0.0	0.0	44.7	0.00	99.70
139.0-140.0	0.0	0.0	44.7	0.00	99.71
140.0-141.0	0.0	0.0	44.7	0.00	99.71
141.0-142.0	0.0	0.0	44.7	0.00	99.71
142.0-143.0	0.0	0.0	44.7	0.01	99.72
143.0-144.0	0.1	0.0	44.7	0.01	99.73

C Plane (°):0.0-360.0: 90.0  
 Test Lab: Inventfine instrument  
 Test Type: TYPE C  
 Temperature: 26  
 Operator: Jacky

Gamma Plane (°):0.0-180.0:1.0  
 Test Device: GPM-1800B  
 Distance: 8.607 m [K=1.0000]  
 Humidity: 65  
 Inspector:

## Zonal Lumen (Continue 4)

Gamma [°]	Imean [cd]	Zonal Flux [lm]	Sum Zonal Flux [lm]	Rel Zonal Flux [%]	Sum Rel Zonal Flux [%]
144.0-145.0	0.1	0.0	44.7	0.01	99.74
145.0-146.0	0.1	0.0	44.7	0.01	99.74
146.0-147.0	0.1	0.0	44.7	0.01	99.75
147.0-148.0	0.1	0.0	44.7	0.01	99.77
148.0-149.0	0.1	0.0	44.7	0.01	99.78
149.0-150.0	0.1	0.0	44.7	0.01	99.79
150.0-151.0	0.1	0.0	44.7	0.01	99.80
151.0-152.0	0.1	0.0	44.7	0.01	99.81
152.0-153.0	0.1	0.0	44.7	0.01	99.82
153.0-154.0	0.1	0.0	44.7	0.01	99.83
154.0-155.0	0.1	0.0	44.7	0.01	99.84
155.0-156.0	0.1	0.0	44.7	0.01	99.85
156.0-157.0	0.1	0.0	44.7	0.01	99.86
157.0-158.0	0.1	0.0	44.7	0.01	99.87
158.0-159.0	0.1	0.0	44.7	0.01	99.88
159.0-160.0	0.1	0.0	44.7	0.01	99.89
160.0-161.0	0.1	0.0	44.7	0.01	99.90
161.0-162.0	0.1	0.0	44.7	0.01	99.91
162.0-163.0	0.1	0.0	44.8	0.01	99.92
163.0-164.0	0.1	0.0	44.8	0.01	99.93
164.0-165.0	0.1	0.0	44.8	0.01	99.94
165.0-166.0	0.1	0.0	44.8	0.01	99.94
166.0-167.0	0.1	0.0	44.8	0.01	99.95
167.0-168.0	0.1	0.0	44.8	0.01	99.96
168.0-169.0	0.1	0.0	44.8	0.01	99.96
169.0-170.0	0.1	0.0	44.8	0.01	99.97
170.0-171.0	0.1	0.0	44.8	0.01	99.98
171.0-172.0	0.1	0.0	44.8	0.00	99.98
172.0-173.0	0.1	0.0	44.8	0.00	99.99
173.0-174.0	0.1	0.0	44.8	0.00	99.99
174.0-175.0	0.1	0.0	44.8	0.00	99.99
175.0-176.0	0.1	0.0	44.8	0.00	100.00
176.0-177.0	0.1	0.0	44.8	0.00	100.00
177.0-178.0	0.1	0.0	44.8	0.00	100.00
178.0-179.0	0.1	0.0	44.8	0.00	100.00
179.0-180.0	0.1	0.0	44.8	0.00	100.00

C Plane (°):0.0-360.0: 90.0  
Test Lab: Inventfine instrument  
Test Type: TYPE C  
Temperature: 26  
Operator: Jacky

Gamma Plane (°):0.0-180.0:1.0  
Test Device: GPM-1800B  
Distance: 8.607 m [K=1.0000]  
Humidity: 65  
Inspector:

## Zonal Lumen (Continue 5)

cone flux(90°): 32.04 lm

%lum = 71.5%

%lamp = 71.5%

cone flux(120°): 39.25 lm

%lum = 87.6%

%lamp = 87.6%



## Candlepower Table

Unit: cd

G\C	C0.0	C90.0	C180.0	C270.0	C360.0					
G0.0	31.1	31.1	31.1	31.1	31.1					
G1.0	30.8	31.1	31.4	31.0	30.8					
G2.0	30.4	31.0	31.7	30.9	30.4					
G3.0	30.1	30.9	31.9	30.7	30.1					
G4.0	29.7	30.7	32.1	30.5	29.7					
G5.0	29.2	30.4	32.3	30.2	29.2					
G6.0	28.8	30.2	32.5	29.8	28.8					
G7.0	28.4	29.8	32.6	29.4	28.4					
G8.0	28.2	29.5	32.7	29.0	28.2					
G9.0	27.6	29.0	32.7	28.5	27.6					
G10.0	27.1	28.5	32.7	27.9	27.1					
G11.0	26.7	28.0	32.6	27.4	26.7					
G12.0	26.1	27.5	32.6	26.8	26.1					
G13.0	25.6	26.9	32.5	26.2	25.6					
G14.0	25.1	26.3	32.3	25.5	25.1					
G15.0	24.5	25.7	32.0	24.9	24.5					
G16.0	23.9	25.0	31.7	24.2	23.9					
G17.0	23.4	24.4	31.4	23.5	23.4					
G18.0	22.8	23.7	31.0	22.8	22.8					
G19.0	22.3	23.0	30.6	22.0	22.3					
G20.0	21.6	22.3	30.1	21.3	21.6					
G21.0	21.1	21.6	29.6	20.6	21.1					
G22.0	20.5	20.9	29.1	19.8	20.5					
G23.0	19.9	20.2	28.5	19.0	19.9					
G24.0	19.3	19.6	27.8	18.3	19.3					
G25.0	18.7	18.8	27.3	17.5	18.7					
G26.0	18.0	18.2	26.6	16.8	18.0					
G27.0	17.5	17.5	25.9	16.1	17.5					
G28.0	16.8	16.8	25.1	15.4	16.8					
G29.0	16.3	16.2	24.3	14.7	16.3					
G30.0	15.7	15.5	23.5	14.1	15.7					
G31.0	15.1	15.0	22.6	13.4	15.1					
G32.0	14.5	14.3	21.8	12.8	14.5					
G33.0	13.9	13.8	21.0	12.2	13.9					
G34.0	13.3	13.2	20.2	11.6	13.3					
G35.0	12.8	12.6	19.3	11.1	12.8					
G36.0	12.3	12.0	18.5	10.6	12.3					

C Plane (°):0.0-360.0: 90.0  
 Test Lab: Inventfine instrument  
 Test Type: TYPE C  
 Temperature: 26  
 Operator: Jacky

Gamma Plane (°):0.0-180.0:1.0  
 Test Device: GPM-1800B  
 Distance: 8.607 m [K=1.0000]  
 Humidity: 65  
 Inspector:

## Candlepower Table (Continue 1)

Unit: cd

G\C	C0.0	C90.0	C180.0	C270.0	C360.0					
G37.0	11.7	11.5	17.8	10.1	11.7					
G38.0	11.2	10.9	16.8	9.6	11.2					
G39.0	10.7	10.4	16.0	9.1	10.7					
G40.0	10.2	9.8	15.2	8.7	10.2					
G41.0	9.7	9.3	14.4	8.2	9.7					
G42.0	9.2	8.8	13.6	7.8	9.2					
G43.0	8.7	8.3	12.9	7.4	8.7					
G44.0	8.3	7.9	12.2	7.0	8.3					
G45.0	7.9	7.5	11.6	6.6	7.9					
G46.0	7.5	7.1	11.0	6.2	7.5					
G47.0	7.1	6.6	10.3	5.9	7.1					
G48.0	6.7	6.3	9.7	5.5	6.7					
G49.0	6.4	5.9	9.2	5.2	6.4					
G50.0	6.0	5.6	8.6	4.9	6.0					
G51.0	5.7	5.3	8.2	4.7	5.7					
G52.0	5.3	5.0	7.6	4.4	5.3					
G53.0	5.1	4.7	7.2	4.2	5.1					
G54.0	4.8	4.5	6.8	4.0	4.8					
G55.0	4.5	4.2	6.3	3.8	4.5					
G56.0	4.2	4.0	6.0	3.6	4.2					
G57.0	4.0	3.8	5.6	3.4	4.0					
G58.0	3.7	3.6	5.3	3.2	3.7					
G59.0	3.5	3.5	4.9	3.1	3.5					
G60.0	3.3	3.3	4.6	3.0	3.3					
G61.0	3.1	3.2	4.3	2.8	3.1					
G62.0	2.9	3.0	4.0	2.7	2.9					
G63.0	2.7	2.9	3.8	2.6	2.7					
G64.0	2.5	2.8	3.5	2.5	2.5					
G65.0	2.4	2.6	3.3	2.4	2.4					
G66.0	2.1	2.5	3.0	2.3	2.1					
G67.0	1.9	2.4	2.8	2.2	1.9					
G68.0	1.7	2.3	2.5	2.1	1.7					
G69.0	1.5	2.3	2.1	2.0	1.5					
G70.0	1.3	2.2	2.0	1.9	1.3					
G71.0	1.2	2.1	1.8	1.9	1.2					
G72.0	1.0	2.0	1.5	1.8	1.0					
G73.0	0.9	2.0	1.3	1.8	0.9					

C Plane (°):0.0-360.0: 90.0  
 Test Lab: Inventfine instrument  
 Test Type: TYPE C  
 Temperature: 26  
 Operator: Jacky

Gamma Plane (°):0.0-180.0:1.0  
 Test Device: GPM-1800B  
 Distance: 8.607 m [K=1.0000]  
 Humidity: 65  
 Inspector:

## Candlepower Table (Continue 2)

Unit: cd

G\C	C0.0	C90.0	C180.0	C270.0	C360.0					
G74.0	0.8	1.9	1.1	1.7	0.8					
G75.0	0.7	1.8	0.9	1.6	0.7					
G76.0	0.6	1.8	0.8	1.6	0.6					
G77.0	0.5	1.7	0.7	1.5	0.5					
G78.0	0.5	1.6	0.6	1.5	0.5					
G79.0	0.4	1.6	0.5	1.4	0.4					
G80.0	0.3	1.5	0.4	1.4	0.3					
G81.0	0.3	1.5	0.4	1.3	0.3					
G82.0	0.2	1.4	0.3	1.3	0.2					
G83.0	0.2	1.4	0.3	1.2	0.2					
G84.0	0.1	1.3	0.2	1.2	0.1					
G85.0	0.1	1.2	0.1	1.2	0.1					
G86.0	0.0	1.2	0.1	1.1	0.0					
G87.0	0.0	1.2	0.0	1.1	0.0					
G88.0	0.0	1.1	0.0	1.0	0.0					
G89.0	0.0	1.1	0.0	1.0	0.0					
G90.0	0.0	1.0	0.0	1.0	0.0					
G91.0	0.0	1.0	0.0	0.9	0.0					
G92.0	0.0	1.0	0.0	0.8	0.0					
G93.0	0.0	0.8	0.0	0.7	0.0					
G94.0	0.0	0.7	0.0	0.6	0.0					
G95.0	0.0	0.6	0.0	0.6	0.0					
G96.0	0.0	0.6	0.0	0.5	0.0					
G97.0	0.0	0.5	0.0	0.5	0.0					
G98.0	0.0	0.5	0.0	0.5	0.0					
G99.0	0.0	0.4	0.0	0.4	0.0					
G100.0	0.0	0.4	0.0	0.4	0.0					
G101.0	0.0	0.4	0.0	0.4	0.0					
G102.0	0.0	0.4	0.0	0.4	0.0					
G103.0	0.0	0.3	0.0	0.4	0.0					
G104.0	0.0	0.3	0.0	0.3	0.0					
G105.0	0.0	0.3	0.0	0.3	0.0					
G106.0	0.0	0.3	0.0	0.3	0.0					
G107.0	0.0	0.3	0.0	0.3	0.0					
G108.0	0.0	0.3	0.0	0.3	0.0					
G109.0	0.0	0.2	0.0	0.3	0.0					
G110.0	0.0	0.2	0.0	0.2	0.0					

C Plane (°):0.0-360.0: 90.0  
 Test Lab: Inventfine instrument  
 Test Type: TYPE C  
 Temperature: 26  
 Operator: Jacky

Gamma Plane (°):0.0-180.0:1.0  
 Test Device: GPM-1800B  
 Distance: 8.607 m [K=1.0000]  
 Humidity: 65  
 Inspector:

### Candlepower Table (Continue 3)

Unit: cd

G\C	C0.0	C90.0	C180.0	C270.0	C360.0					
G111.0	0.0	0.2	0.0	0.2	0.0					
G112.0	0.0	0.2	0.0	0.2	0.0					
G113.0	0.0	0.2	0.0	0.2	0.0					
G114.0	0.0	0.2	0.0	0.2	0.0					
G115.0	0.0	0.2	0.0	0.2	0.0					
G116.0	0.0	0.2	0.0	0.2	0.0					
G117.0	0.0	0.2	0.0	0.2	0.0					
G118.0	0.0	0.1	0.0	0.1	0.0					
G119.0	0.0	0.1	0.0	0.1	0.0					
G120.0	0.0	0.1	0.0	0.1	0.0					
G121.0	0.0	0.1	0.0	0.1	0.0					
G122.0	0.0	0.1	0.0	0.1	0.0					
G123.0	0.0	0.1	0.0	0.1	0.0					
G124.0	0.0	0.1	0.0	0.1	0.0					
G125.0	0.0	0.1	0.0	0.1	0.0					
G126.0	0.0	0.0	0.0	0.1	0.0					
G127.0	0.0	0.0	0.0	0.1	0.0					
G128.0	0.0	0.0	0.0	0.0	0.0					
G129.0	0.0	0.0	0.0	0.0	0.0					
G130.0	0.0	0.0	0.0	0.0	0.0					
G131.0	0.0	0.0	0.0	0.0	0.0					
G132.0	0.1	0.0	0.0	0.0	0.1					
G133.0	0.1	0.0	0.0	0.0	0.1					
G134.0	0.1	0.0	0.0	0.0	0.1					
G135.0	0.1	0.0	0.0	0.0	0.1					
G136.0	0.1	0.0	0.0	0.0	0.1					
G137.0	0.1	0.0	0.0	0.0	0.1					
G138.0	0.1	0.0	0.0	0.0	0.1					
G139.0	0.1	0.0	0.0	0.0	0.1					
G140.0	0.1	0.0	0.0	0.0	0.1					
G141.0	0.1	0.0	0.0	0.0	0.1					
G142.0	0.1	0.0	0.0	0.1	0.1					
G143.0	0.1	0.1	0.0	0.1	0.1					
G144.0	0.1	0.1	0.0	0.1	0.1					
G145.0	0.1	0.0	0.1	0.1	0.1					
G146.0	0.1	0.1	0.1	0.1	0.1					
G147.0	0.1	0.1	0.1	0.1	0.1					

C Plane (°):0.0-360.0: 90.0  
 Test Lab: Inventfine instrument  
 Test Type: TYPE C  
 Temperature: 26  
 Operator: Jacky

Gamma Plane (°):0.0-180.0:1.0  
 Test Device: GPM-1800B  
 Distance: 8.607 m [K=1.0000]  
 Humidity: 65  
 Inspector:

## Candlepower Table (Continue 4)

Unit: cd

G\C	C0.0	C90.0	C180.0	C270.0	C360.0					
G148.0	0.3	0.1	0.1	0.1	0.3					
G149.0	0.1	0.1	0.1	0.1	0.1					
G150.0	0.1	0.1	0.1	0.1	0.1					
G151.0	0.1	0.1	0.1	0.1	0.1					
G152.0	0.1	0.1	0.1	0.1	0.1					
G153.0	0.1	0.1	0.1	0.1	0.1					
G154.0	0.1	0.1	0.1	0.1	0.1					
G155.0	0.1	0.1	0.1	0.1	0.1					
G156.0	0.1	0.1	0.1	0.1	0.1					
G157.0	0.1	0.1	0.1	0.1	0.1					
G158.0	0.1	0.1	0.1	0.1	0.1					
G159.0	0.1	0.1	0.1	0.1	0.1					
G160.0	0.1	0.1	0.1	0.1	0.1					
G161.0	0.1	0.1	0.1	0.1	0.1					
G162.0	0.1	0.1	0.1	0.1	0.1					
G163.0	0.1	0.1	0.1	0.1	0.1					
G164.0	0.1	0.1	0.1	0.1	0.1					
G165.0	0.1	0.1	0.1	0.1	0.1					
G166.0	0.1	0.1	0.1	0.1	0.1					
G167.0	0.1	0.1	0.1	0.1	0.1					
G168.0	0.1	0.1	0.1	0.1	0.1					
G169.0	0.1	0.1	0.1	0.1	0.1					
G170.0	0.1	0.1	0.1	0.1	0.1					
G171.0	0.1	0.1	0.1	0.1	0.1					
G172.0	0.1	0.1	0.1	0.1	0.1					
G173.0	0.1	0.1	0.1	0.1	0.1					
G174.0	0.1	0.1	0.1	0.1	0.1					
G175.0	0.1	0.1	0.1	0.1	0.1					
G176.0	0.1	0.1	0.1	0.2	0.1					
G177.0	0.1	0.2	0.1	0.1	0.1					
G178.0	0.1	0.1	0.1	0.2	0.1					
G179.0	0.1	0.2	0.1	0.2	0.1					
G180.0	0.2	0.1	0.1	0.2	0.2					

C Plane (°):0.0-360.0: 90.0  
 Test Lab: Inventfine instrument  
 Test Type: TYPE C  
 Temperature: 26  
 Operator: Jacky

Gamma Plane (°):0.0-180.0:1.0  
 Test Device: GPM-1800B  
 Distance: 8.607 m [K=1.0000]  
 Humidity: 65  
 Inspector:

## LED Average Luminance Report

Avg.L	cd/m <sup>2</sup>
L 0-180(65) av	415.29
L 0-180(75) av	197.53
L 0-180(85) av	93.00
L 90-270(65) av	370.34
L 90-270(75) av	415.67
L 90-270(85) av	845.70
L 45(65) av	392.81
L 45(75) av	306.60
L 45(85) av	469.35

Standard: GB/T 29293-2012